

# Cookbook for Harpeth High School

Created by HPS Menu Planner

# Table of Contents

Cereal

Donuts

Frudel

Pop-Tart

1-Side Salad

1-Broccoli & Cheese

Jamwich Box

Chicken Smacker Wrap Box

Turkey and Cheese Sub Box

Ham & Cheese Sub

Chef Salad Box - Ham

Chef Salad Box - Turkey

Chef Salad Box - Ceasar

Chef Salad Box - Smackers

Sausage Biscuit

Juice Variety

2-Baked Beans

5-carrot stick cups

3-Sprrial Cut Seasoned Fries

4-Green Beans

3-Mashed Potatoes

Mini Corn Dogs

Breaded Pork Chop

Stuffed Crust Pizza

Chicken Smackers

Nick's BBQ Sandwich

Hamburger

Cheese Burger

F- Fruit Variety

Macaroni and Cheese

5-creamy coleslaw

3-Baked Potato

Bacon, Egg, and Cheese Biscuit

Taco Walking HS

# Cereal

NO IMAGE

<b>Servings:</b>	9.00	<b>Category:</b>	Grain
<b>Serving Size:</b>	1.00	<b>HACCP Process:</b>	No Cook
<b>Meal Type:</b>	Breakfast		

## Ingredients

Description	Measurement	Prep Instructions	DistPart #
CEREAL CHEERIOS HNYNUT BWL 96CT GENM	1 Each	READY_TO_EAT Ready to eat dry cereal in a portable, easy-to-serve bowl.	509396
CEREAL COCOA PUFFS WGRAIN R/S 96CT	1 Each	READY_TO_EAT Ready to eat dry cereal in a portable, easy-to-serve bowl.	270401
CEREAL REESEES PUFFS WGRAIN 96CT GENM	1 Package	READY_TO_EAT Ready to eat dry cereal in a portable, easy-to-serve bowl.	264761
CEREAL CINN TOAST R/S BWL 96CT GENM	1 Each	READY_TO_EAT Ready to eat dry cereal in a portable, easy-to-serve bowl.	365790
CEREAL TRIX R/S WGRAIN BWL 96CT GENM	1 Package	READY_TO_EAT Ready to eat dry cereal in a portable, easy-to-serve bowl.	265782
CEREAL LUCKY CHARMS WGRAIN BWL 96CT	1 Package	READY_TO_EAT Ready to eat dry cereal in a portable, easy-to-serve bowl.	265811
CEREAL FRSTD MINI WHE BWL 96CT KELL	1 Each		662186
CEREAL FROOT LOOPS R/S BWL 96- 1Z KELL	1 Each		283620
CEREAL FRSTD FLKS R/S BWL 96CT KELL	1 Each		388190

# Preparation Instructions

No Preparation Instructions available.

## SLE Components

Amount Per Serving

<b>Meat</b>	0.00
<b>Grain</b>	1.00
<b>Fruit</b>	0.00
<b>GreenVeg</b>	0.00
<b>RedVeg</b>	0.00
<b>OtherVeg</b>	0.00
<b>Legumes</b>	0.00
<b>Starch</b>	0.00

## Nutrition Facts

Servings Per Recipe: 9.00

Serving Size: 1.00

<b>Amount Per Serving</b>			
<b>Calories</b>	108.89		
<b>Fat</b>	1.39g		
<b>SaturatedFat</b>	0.17g		
<b>Trans Fat</b>	0.00g		
<b>Cholesterol</b>	0.00mg		
<b>Sodium</b>	137.78mg		
<b>Carbohydrates</b>	23.22g		
<b>Fiber</b>	2.11g		
<b>Sugar</b>	7.78g		
<b>Protein</b>	1.89g		
<b>Vitamin A</b>	422.22IU	<b>Vitamin C</b>	7.07mg
<b>Calcium</b>	75.56mg	<b>Iron</b>	4.80mg

# Donuts



<b>Servings:</b>	2.00	<b>Category:</b>	Entree
<b>Serving Size:</b>	1.00	<b>HACCP Process:</b>	No Cook
<b>Meal Type:</b>	Breakfast		

## Ingredients

Description	Measurement	Prep Instructions	DistPart #
DONUT PWDRD MINI IW 72-3Z GOODYMN	1 Package		738201
DONUT CHOC MINI IW 72-3.3Z GOODYMN	1 Package		738181

## Preparation Instructions

No Preparation Instructions available.

### SLE Components

Amount Per Serving

<b>Meat</b>	0.00
<b>Grain</b>	2.00
<b>Fruit</b>	0.00
<b>GreenVeg</b>	0.00
<b>RedVeg</b>	0.00
<b>OtherVeg</b>	0.00
<b>Legumes</b>	0.00
<b>Starch</b>	0.00

### Nutrition Facts

Servings Per Recipe: 2.00

Serving Size: 1.00

<b>Amount Per Serving</b>			
<b>Calories</b>		295.00	
<b>Fat</b>		13.00g	
<b>SaturatedFat</b>		5.00g	
<b>Trans Fat</b>		0.00g	
<b>Cholesterol</b>		0.00mg	
<b>Sodium</b>		250.00mg	
<b>Carbohydrates</b>		41.00g	
<b>Fiber</b>		2.00g	
<b>Sugar</b>		20.00g	
<b>Protein</b>		4.50g	
<b>Vitamin A</b>	0.00IU	<b>Vitamin C</b>	0.00mg

**Calcium** 50.00mg **Iron** 1.26mg

# Frudel

NO IMAGE

<b>Servings:</b>	2.00	<b>Category:</b>	Entree
<b>Serving Size:</b>	1.00	<b>HACCP Process:</b>	No Cook
<b>Meal Type:</b>	Breakfast		

## Ingredients

Description	Measurement	Prep Instructions	DistPart #
PASTRY APPL FILLD IW 72-2.29Z FRUDEL	1 Each	<b>BAKE</b> Heat & Serve. Heat frozen Frudel in ovenable pouch by placing flat on baking sheets. Convection oven: Preheat to 350 degrees and heat pouches for 7-9 minutes. Conventional oven: Preheat oven to 350 degrees and heat pouches for 11-13 minutes	838340
PASTRY CHRY FILLD IW 72-2.29Z FRUDEL	1 Each	<b>BAKE</b> Heat & Serve. Heat frozen Frudel in ovenable pouch by placing flat on baking sheets. Convection oven: Preheat to 350 degrees and heat pouches for 7-9 minutes. Conventional oven: Preheat oven to 350 degrees and heat pouches for 11-13 minutes	838350

## Preparation Instructions

No Preparation Instructions available.

### SLE Components

Amount Per Serving

<b>Meat</b>	0.00
<b>Grain</b>	2.00
<b>Fruit</b>	0.00
<b>GreenVeg</b>	0.00
<b>RedVeg</b>	0.00
<b>OtherVeg</b>	0.00
<b>Legumes</b>	0.00
<b>Starch</b>	0.00

### Nutrition Facts

Servings Per Recipe: 2.00

Serving Size: 1.00

<b>Amount Per Serving</b>	
<b>Calories</b>	210.00
<b>Fat</b>	6.00g
<b>SaturatedFat</b>	1.00g
<b>Trans Fat</b>	0.00g
<b>Cholesterol</b>	0.00mg
<b>Sodium</b>	260.00mg
<b>Carbohydrates</b>	36.50g



<b>Fiber</b>		2.00g	
<b>Sugar</b>		11.00g	
<b>Protein</b>		5.00g	
<b>Vitamin A</b>	0.00IU	<b>Vitamin C</b>	0.00mg
<b>Calcium</b>	0.00mg	<b>Iron</b>	1.08mg

# Pop-Tart

NO IMAGE

<b>Servings:</b>	4.00	<b>Category:</b>	Grain
<b>Serving Size:</b>	1.00	<b>HACCP Process:</b>	No Cook
<b>Meal Type:</b>	Breakfast		

## Ingredients

Description	Measurement	Prep Instructions	DistPart #
PASTRY POP-TART WGRAIN CINN 120-1CT	1 Piece		695880
PASTRY POP-TART WGRAIN BLUEB 120-1CT	1 Each		865131
PASTRY POP-TART WGRAIN STRAWB 120-1CT	1 Piece		695890
PASTRY POP-TART WGRAIN FUDG 120-1CT	1 Each		452062

## Preparation Instructions

No Preparation Instructions available.

### SLE Components

Amount Per Serving

<b>Meat</b>	0.00
<b>Grain</b>	1.13
<b>Fruit</b>	0.00
<b>GreenVeg</b>	0.00
<b>RedVeg</b>	0.00
<b>OtherVeg</b>	0.00
<b>Legumes</b>	0.00
<b>Starch</b>	0.00

### Nutrition Facts

Servings Per Recipe: 4.00

Serving Size: 1.00

<b>Amount Per Serving</b>	
<b>Calories</b>	185.00
<b>Fat</b>	2.75g
<b>SaturatedFat</b>	1.00g
<b>Trans Fat</b>	0.00g
<b>Cholesterol</b>	0.00mg
<b>Sodium</b>	190.00mg
<b>Carbohydrates</b>	38.00g
<b>Fiber</b>	3.00g

<b>Sugar</b>	15.25g
<b>Protein</b>	2.25g
<b>Vitamin A</b> 500.00IU	<b>Vitamin C</b> 0.00mg
<b>Calcium</b> 100.00mg	<b>Iron</b> 1.80mg

# 1-Side Salad

NO IMAGE

<b>Servings:</b>	1.00	<b>Category:</b>	Vegetable
<b>Serving Size:</b>	1.00 Cup	<b>HACCP Process:</b>	No Cook
<b>Meal Type:</b>	Lunch		

## Ingredients

Description	Measurement	Prep Instructions	DistPart #
Romaine, Chopped	1 Cup	BAKE	15D44
Shredded Cheddar	1 Tablespoon		
TOMATO CHERRY 11 MRKN	3 Each		569551

## Preparation Instructions

No Preparation Instructions available.

### SLE Components

Amount Per Serving

<b>Meat</b>	1.00
<b>Grain</b>	0.00
<b>Fruit</b>	0.00
<b>GreenVeg</b>	0.50
<b>RedVeg</b>	0.25
<b>OtherVeg</b>	0.00
<b>Legumes</b>	0.00
<b>Starch</b>	0.00

### Nutrition Facts

Servings Per Recipe: 1.00

Serving Size: 1.00 Cup

<b>Amount Per Serving</b>			
<b>Calories</b>	108.10		
<b>Fat</b>	6.10g		
<b>SaturatedFat</b>	3.52g		
<b>Trans Fat</b>	0.00g		
<b>Cholesterol</b>	20.00mg		
<b>Sodium</b>	206.25mg		
<b>Carbohydrates</b>	4.25g		
<b>Fiber</b>	0.55g		
<b>Sugar</b>	1.25g		
<b>Protein</b>	8.40g		
<b>Vitamin A</b>	374.70IU	<b>Vitamin C</b>	5.71mg

**Calcium** 19.50mg **Iron** 0.12mg

# 1-Broccoli & Cheese



<b>Servings:</b>	164.00	<b>Category:</b>	Vegetable
<b>Serving Size:</b>	0.50 Cup	<b>HACCP Process:</b>	Same Day Service
<b>Meal Type:</b>	Lunch		

## Ingredients

Description	Measurement	Prep Instructions	DistPart #
Broccoli, No salt added, Frozen	30 Pound		110473
BUTTER SUB 24-4Z BTRBUDS	1 Package		209810
CHEESE, AMERICAN BLENDED, YELLOW, SKIM, SLICED	5 Pound		100036

## Preparation Instructions

Divide frozen broccoli into 3-4 inch deep pans with holes. Use only enough broccoli to cover the bottom of the pan. DO NOT LAYER MORE.

Sprinkle in butter buds.

Sit the pans of broccoli into a 4 inch deep serving pan, put a lid on it.

Steam for 10-15 min or until broccoli is bright green. \*\*\*\*CAUTION: DO NOT OVER COOK.\*\*\*\*

(If no steamer, place water in the bottom of the pan prior to baking at 350).

When done pour broccoli out of the pans with holes and pour into clean 4 inch deep serving pans and layer the cheese on top.

CCP: Heat to 135 degrees or higher for at least 15 seconds.

CCP: Hold at 135 degrees or higher for service.

## SLE Components

Amount Per Serving

<b>Meat</b>	0.49
<b>Grain</b>	0.00
<b>Fruit</b>	0.00

<b>GreenVeg</b>	0.50
<b>RedVeg</b>	0.00
<b>OtherVeg</b>	0.00
<b>Legumes</b>	0.00
<b>Starch</b>	0.00

### Nutrition Facts

Servings Per Recipe: 164.00  
 Serving Size: 0.50 Cup

---

**Amount Per Serving**

<b>Calories</b>	69.12		
<b>Fat</b>	2.44g		
<b>SaturatedFat</b>	1.46g		
<b>Trans Fat</b>	0.00g		
<b>Cholesterol</b>	7.32mg		
<b>Sodium</b>	57.26mg		
<b>Carbohydrates</b>	7.15g		
<b>Fiber</b>	3.00g		
<b>Sugar</b>	1.98g		
<b>Protein</b>	5.93g		
<b>Vitamin A</b>	0.00IU	<b>Vitamin C</b>	0.00mg
<b>Calcium</b>	0.00mg	<b>Iron</b>	0.00mg

# Jamwich Box

NO IMAGE

<b>Servings:</b>	1.00	<b>Category:</b>	Entree
<b>Serving Size:</b>	1.00 BOX	<b>HACCP Process:</b>	No Cook
<b>Meal Type:</b>	Lunch		

## Ingredients

Description	Measurement	Prep Instructions	DistPart #
Peanut Butter and Grape Jelly Sandwich	1 Sandwich	THAW Best if thawed in refrigerator overnight.	
Mozzarella String Cheese	1 stick		
CHIP COOL RNCH REDC FAT 72-1Z DORIT	1 Package	READY_TO_EAT Use code date on bag to rotate product so the oldest product is consumed first. Use in your to go menu, place on display rack or include in catering box lunches. Contact PepsiCo Foodservice for display equipment options.	541502

## Preparation Instructions

No Preparation Instructions available.

### SLE Components

Amount Per Serving

<b>Meat</b>	2.00
<b>Grain</b>	2.50
<b>Fruit</b>	0.00
<b>GreenVeg</b>	0.00
<b>RedVeg</b>	0.00
<b>OtherVeg</b>	0.00
<b>Legumes</b>	0.00



Starch

0.00

## Nutrition Facts

Servings Per Recipe: 1.00

Serving Size: 1.00 BOX

<b>Amount Per Serving</b>			
<b>Calories</b>		510.00	
<b>Fat</b>		27.00g	
<b>SaturatedFat</b>		6.50g	
<b>Trans Fat</b>		0.00g	
<b>Cholesterol</b>		15.00mg	
<b>Sodium</b>		650.00mg	
<b>Carbohydrates</b>		54.00g	
<b>Fiber</b>		6.00g	
<b>Sugar</b>		11.00g	
<b>Protein</b>		19.00g	
<b>Vitamin A</b>	0.00IU	<b>Vitamin C</b>	0.00mg
<b>Calcium</b>	57.00mg	<b>Iron</b>	8.00mg

# Chicken Smacker Wrap Box



<b>Servings:</b>	1.00	<b>Category:</b>	Vegetable
<b>Serving Size:</b>	1.00 Each	<b>HACCP Process:</b>	Same Day Service
<b>Meal Type:</b>	Lunch		

## Ingredients

Description	Measurement	Prep Instructions	DistPart #
Chicken Smackers	10 Piece	<b>BAKE</b> Conventional Oven for 10-12 minutes at 350degrees; Convection oven for 6-8 minutes at 350degrees. Appliances vary; adjust cook times accordingly.	
TORTILLA FLOUR 8 PRSD ULTRGR 12-12CT	1 Each	<b>STEAM</b> PREPARATIONAmbient: Ready to use. Refrigerated: BRING TO ROOM TEMPERATURE. Remove from case and let stand in bag 4 - 6 hours at room temperature. HEATINGSTEAM CABINET: Place in steam cabinet. Stack no more than 3 dozen high. Heat to 160°F. Do not hold for more than 2 hours. GRILL: Heat grill to 400°F. Heat tortillas on each side for 10 - 15 seconds. MICROWAVE: Stack no more than 6 tortillas and heat 45 - 60 seconds on high(microwaves vary for power setting and time). STAGINGStore in steam cabinet or bun warmer until ready to use (maximum 1 hour to prevent drying).	690130
LETTUCE SHRD TACO 1/8CUT 4-5 RSS	1/4 Cup		242489
TOMATO 5X6 XL 25 MRKN	1/4 Cup	dice tomato and use 1/4 cup	206032
PICKLE SPEAR 160CT 2GAL BRICK	1 Ounce		522368
CARROTS BABY PLD 72-3Z P/L	3 Ounce		241541

# Preparation Instructions

Prepare Chicken Smackers according to directions above. CCP: Heat to 165 degrees or higher.

Once cooked, place chicken into cooler and let cool to 40 degrees.

While chicken is cooking/cooling, label and date salad trays.

Place 10 smackers into tortilla shell with lettuce and tomato. Wrap shell around chicken. Place wrap into a sandwich bag.

Add 1 pack of carrots neatly to the tray.

Place into cooler for til serving time.

CCP: Hold for cold service at 40 degrees or lower.

## SLE Components

Amount Per Serving

<b>Meat</b>	2.00
<b>Grain</b>	2.75
<b>Fruit</b>	0.00
<b>GreenVeg</b>	0.00
<b>RedVeg</b>	0.25
<b>OtherVeg</b>	0.00
<b>Legumes</b>	0.00
<b>Starch</b>	0.00

## Nutrition Facts

Servings Per Recipe: 1.00

Serving Size: 1.00 Each

<b>Amount Per Serving</b>			
<b>Calories</b>		470.52	
<b>Fat</b>		17.10g	
<b>SaturatedFat</b>		4.03g	
<b>Trans Fat</b>		0.00g	
<b>Cholesterol</b>		60.00mg	
<b>Sodium</b>		1123.42mg	
<b>Carbohydrates</b>		55.50g	
<b>Fiber</b>		8.47g	
<b>Sugar</b>		7.75g	
<b>Protein</b>		23.32g	
<b>Vitamin A</b>	12209.52IU	<b>Vitamin C</b>	76.72mg
<b>Calcium</b>	148.67mg	<b>Iron</b>	4.30mg

# Turkey and Cheese Sub Box



<b>Servings:</b>	1.00	<b>Category:</b>	Entree
<b>Serving Size:</b>	1.00 Each	<b>HACCP Process:</b>	No Cook
<b>Meal Type:</b>	Lunch		

## Ingredients

Description	Measurement	Prep Instructions	DistPart #
Oven Roasted Sliced Turkey	3 Slice	Defrost product slowly and thoroughly in a refrigerator for 24 hours.	
CHEESE, AMERICAN BLENDED, YELLOW, SKIM, SLICED	1 Ounce	READY_TO_EAT	100036
Wheat Deli Buns	1 bun		78700-80020
PICKLE SPEAR 160CT 2GAL BRICK	1 Ounce		522368
LETTUCE LEAF BTTR BRGR 2-5 RSS	1/2 Cup		416593
TOMATO 5X6 XL 25 MRKN	1/8 Cup		206032
CARROT SNACK CLEANED 200-1Z RSS	1 Package		613967
BROCCOLI FLORET REG CUT 4-3 RSS	1/4 Cup		732478
RANCH LT DIP CUP 100-1Z FLAVOR FRESH	1 Each		499521

## Preparation Instructions

Cut Sliced Turkey and cheese in half

Put 3 slices of turkey and 2 slices of cheese on a deli bun.

Put sub in a sandwich bag.

Put 1 pickle pear, 1 (1/4" thick) slice of tomato cut in half and 4 oz of leaf lettuce in a small fry tray.

put 1 pack of baby carrots and 1/4 cup broccoli florets in a 4oz squat.

Put all of this neatly into a clear plastic salad tray.

CCP: Hold at 40 degrees or less for service.

## SLE Components

Amount Per Serving

<b>Meat</b>	2.00
<b>Grain</b>	2.00
<b>Fruit</b>	0.00
<b>GreenVeg</b>	0.75
<b>RedVeg</b>	0.13
<b>OtherVeg</b>	0.00
<b>Legumes</b>	0.00
<b>Starch</b>	0.00

## Nutrition Facts

Servings Per Recipe: 1.00

Serving Size: 1.00 Each

### Amount Per Serving

<b>Calories</b>	456.71		
<b>Fat</b>	15.40g		
<b>SaturatedFat</b>	4.26g		
<b>Trans Fat</b>	0.00g		
<b>Cholesterol</b>	42.50mg		
<b>Sodium</b>	982.05mg		
<b>Carbohydrates</b>	51.08g		
<b>Fiber</b>	8.50g		
<b>Sugar</b>	12.48g		
<b>Protein</b>	27.64g		
<b>Vitamin A</b>	340.12IU	<b>Vitamin C</b>	22.60mg
<b>Calcium</b>	60.01mg	<b>Iron</b>	11.92mg

# Ham & Cheese Sub

NO IMAGE

<b>Servings:</b>	1.00	<b>Category:</b>	Entree
<b>Serving Size:</b>	1.00 Sub	<b>HACCP Process:</b>	No Cook
<b>Meal Type:</b>	Lunch		

## Ingredients

Description	Measurement	Prep Instructions	DistPart #
CHEESE, AMERICAN BLENDED, YELLOW, SKIM, SLICED	1 Ounce	1 oz = 2 slice	100036
Wheat Deli Buns	1 bun		78700-80020
HAM SLCD NAT CHC 6-2 HRML	4 Slice		645340

## Preparation Instructions

Take all bottoms of buns and put on pan. Add 2 slices of cheese (cut in half) to all of the bottom buns.

When done with each pan, put in cooler. Only keep one pan out at a time.

Place 4 slices of ham on each sub and place the top bun on the sub.

Wrap with plastic wrap or put in appropriate container.

CCP: Hold for cold service at 40 degrees or lower.

## SLE Components

Amount Per Serving

<b>Meat</b>	2.00
<b>Grain</b>	2.00
<b>Fruit</b>	0.00
<b>GreenVeg</b>	0.00
<b>RedVeg</b>	0.00
<b>OtherVeg</b>	0.00
<b>Legumes</b>	0.00

Starch

0.00

## Nutrition Facts

Servings Per Recipe: 1.00

Serving Size: 1.00 Sub

Amount Per Serving			
<b>Calories</b>		360.00	
<b>Fat</b>		8.50g	
<b>SaturatedFat</b>		4.00g	
<b>Trans Fat</b>		0.00g	
<b>Cholesterol</b>		45.00mg	
<b>Sodium</b>		720.30mg	
<b>Carbohydrates</b>		41.00g	
<b>Fiber</b>		6.00g	
<b>Sugar</b>		8.00g	
<b>Protein</b>		28.00g	
<b>Vitamin A</b>	0.00IU	<b>Vitamin C</b>	0.00mg
<b>Calcium</b>	30.00mg	<b>Iron</b>	10.36mg

# Chef Salad Box - Ham



<b>Servings:</b>	1.00	<b>Category:</b>	Entree
<b>Serving Size:</b>	1.00 Each	<b>HACCP Process:</b>	No Cook
<b>Meal Type:</b>	Lunch		

## Ingredients

Description	Measurement	Prep Instructions	DistPart #
LETTUCE BLND ICEBERG/ROMN 4-5 RSS	16 Ounce		600504
TOMATO GRAPE SWT 10 MRKN	1/2 Cup		129631
CUCUMBER SELECT 4-6CT MRKN	1/4 Cup	Dice	361510
BROCCOLI FLORET REG CUT 4-3 RSS	1/4 Cup		732478
Shredded Cheddar	1 Ounce		
HAM DCD W/A 1/4 3-4 GFS	1 1/2 Ounce		199834
CROUTON CHS GARL WGRAIN 250-.5Z	2 Package		661022

## Preparation Instructions

Wash all produce.

Put lettuce in the clear plastic salad container.

Add tomatoes, broccoli, cucumber, and cheese (one in each corner). Put the diced ham on top in the center.

Serve with 2 packs of croutons.

\*\*\*NOTE: HS need an additional grain, milk, or 1/2 cup fruit for a reimbursable meal.\*\*\*

### SLE Components

Amount Per Serving

<b>Meat</b>	2.13
<b>Grain</b>	0.00



<b>Fruit</b>	0.00
<b>GreenVeg</b>	4.00
<b>RedVeg</b>	0.00
<b>OtherVeg</b>	4.00
<b>Legumes</b>	0.00
<b>Starch</b>	0.00

### Nutrition Facts

Servings Per Recipe: 1.00  
 Serving Size: 1.00 Each

---

**Amount Per Serving**

<b>Calories</b>	348.15
<b>Fat</b>	12.20g
<b>SaturatedFat</b>	4.30g
<b>Trans Fat</b>	0.00g
<b>Cholesterol</b>	42.50mg
<b>Sodium</b>	989.50mg
<b>Carbohydrates</b>	36.50g
<b>Fiber</b>	11.73g
<b>Sugar</b>	5.25g
<b>Protein</b>	21.73g

---

<b>Vitamin A</b>	908.55IU	<b>Vitamin C</b>	32.32mg
<b>Calcium</b>	196.42mg	<b>Iron</b>	4.31mg

# Chef Salad Box - Turkey



<b>Servings:</b>	1.00	<b>Category:</b>	Entree
<b>Serving Size:</b>	1.00 Each	<b>HACCP Process:</b>	No Cook
<b>Meal Type:</b>	Lunch		

## Ingredients

Description	Measurement	Prep Instructions	DistPart #
LETTUCE BLND ICEBERG/ROMN 4-5 RSS	16 Ounce		600504
TOMATO GRAPE SWT 10 MRKN	1/2 Cup		129631
CUCUMBER SELECT 4-6CT MRKN	1/4 Cup	Dice	361510
BROCCOLI FLORET REG CUT 4-3 RSS	1/4 Cup		732478
Shredded Cheddar	1 Ounce		
CROUTON CHS GARL WGRAIN 250-.5Z	2 Package		661022
Oven Roasted Sliced Turkey	3 Slice	Defrost product slowly and thoroughly in a refrigerator for 24 hours.	

## Preparation Instructions

Wash all produce.

Put lettuce in the clear plastic salad container.

Add tomatoes, broccoli, cucumber, and cheese (one in each corner).

Dice turkey. Put the diced turkey on top in the center.

Serve with 2 packs of croutons.

\*\*\*\*NOTE: HS need an additional grain, milk, or 1/2 cup fruit for a reimbursable meal.\*\*\*

## SLE Components

Amount Per Serving

<b>Meat</b>	2.00
<b>Grain</b>	0.00
<b>Fruit</b>	0.00
<b>GreenVeg</b>	4.00
<b>RedVeg</b>	0.00
<b>OtherVeg</b>	4.00
<b>Legumes</b>	0.00
<b>Starch</b>	0.00

## Nutrition Facts

Servings Per Recipe: 1.00

Serving Size: 1.00 Each

<b>Amount Per Serving</b>			
<b>Calories</b>	350.65		
<b>Fat</b>	12.58g		
<b>SaturatedFat</b>	4.30g		
<b>Trans Fat</b>	0.00g		
<b>Cholesterol</b>	42.50mg		
<b>Sodium</b>	672.00mg		
<b>Carbohydrates</b>	36.50g		
<b>Fiber</b>	11.73g		
<b>Sugar</b>	5.25g		
<b>Protein</b>	21.98g		
<b>Vitamin A</b>	908.55IU	<b>Vitamin C</b>	31.42mg
<b>Calcium</b>	196.42mg	<b>Iron</b>	5.04mg

# Chef Salad Box - Ceasar



<b>Servings:</b>	1.00	<b>Category:</b>	Entree
<b>Serving Size:</b>	1.00 Each	<b>HACCP Process:</b>	No Cook
<b>Meal Type:</b>	Lunch		

## Ingredients

Description	Measurement	Prep Instructions	DistPart #
LETTUCE BLND ICEBERG/ROMN 4-5 RSS	16 Ounce		600504
CROUTON CHS GARL WGRAIN 250-.5Z	2 Package		661022
Chicken, diced, cooked, frozen	2 Ounce		100101
CHEESE PARM PKT 200-3.5GM GFS	1 Each		254959
SPICE BLND ORIG 3-21Z MDASH	1/2 Teaspoon		265103

## Preparation Instructions

Wash all produce.

Put lettuce in the clear plastic salad container.

Thaw diced chicken and toss 1 oz. diced chicken with 0.5 tsp. Mrs. Dash to coat.

Add seasoned chicken to the top of the lettuce.

Serve with 2 pkgs croutons and 1 pkg parm. cheese.

CCP: Hold for cold service at 40 degrees or lower.

\*\*\*NOTE: HS this is not for a reimbursable meal.\*\*\*

### SLE Components

Amount Per Serving

<b>Meat</b>	2.00
<b>Grain</b>	0.00
<b>Fruit</b>	0.00

<b>GreenVeg</b>	4.00
<b>RedVeg</b>	0.00
<b>OtherVeg</b>	4.00
<b>Legumes</b>	0.00
<b>Starch</b>	0.00

<b>Nutrition Facts</b>			
Servings Per Recipe: 1.00			
Serving Size: 1.00 Each			
<b>Amount Per Serving</b>			
<b>Calories</b>	267.00		
<b>Fat</b>	7.00g		
<b>SaturatedFat</b>	1.00g		
<b>Trans Fat</b>	0.00g		
<b>Cholesterol</b>	47.00mg		
<b>Sodium</b>	421.00mg		
<b>Carbohydrates</b>	30.00g		
<b>Fiber</b>	10.00g		
<b>Sugar</b>	2.00g		
<b>Protein</b>	17.00g		
<b>Vitamin A</b>	0.00IU	<b>Vitamin C</b>	0.00mg
<b>Calcium</b>	200.00mg	<b>Iron</b>	3.60mg

# Chef Salad Box - Smackers



<b>Servings:</b>	1.00	<b>Category:</b>	Entree
<b>Serving Size:</b>	1.00 Each	<b>HACCP Process:</b>	No Cook
<b>Meal Type:</b>	Lunch		

## Ingredients

Description	Measurement	Prep Instructions	DistPart #
LETTUCE BLND ICEBERG/ROMN 4-5 RSS	16 Ounce		600504
TOMATO GRAPE SWT 10 MRKN	1/2 Cup		129631
CUCUMBER SELECT 4-6CT MRKN	1/4 Cup	Dice	361510
BROCCOLI FLORET REG CUT 4-3 RSS	1/4 Cup		732478
Shredded Cheddar	1 Ounce		
Chicken Smackers	10 Piece	BAKE Conventional Oven for 10-12 minutes at 350degrees; Convection oven for 6-8 minutes at 350degrees. Appliances vary; adjust cook times accordingly.	
CROUTON CHS GARL WGRAIN 250-.5Z	1 Package		661022

## Preparation Instructions

Wash all produce.

Cook Chicken according to the directions above.

Put lettuce in the clear plastic salad container.

Add tomatoes, broccoli, cucumber, and cheese (one in each corner). Put the smackers on top in the center.

Serve with 2 packs of croutons.

CCP: Hold at 40 degrees or lower for service.

\*\*\*NOTE: This is a reimbursable meal at all grade levels.\*\*\*

## SLE Components

Amount Per Serving

<b>Meat</b>	3.00
<b>Grain</b>	1.00
<b>Fruit</b>	0.00
<b>GreenVeg</b>	4.00
<b>RedVeg</b>	0.00
<b>OtherVeg</b>	4.00
<b>Legumes</b>	0.00
<b>Starch</b>	0.00

## Nutrition Facts

Servings Per Recipe: 1.00

Serving Size: 1.00 Each

### Amount Per Serving

<b>Calories</b>	514.65		
<b>Fat</b>	21.33g		
<b>SaturatedFat</b>	6.55g		
<b>Trans Fat</b>	0.00g		
<b>Cholesterol</b>	80.00mg		
<b>Sodium</b>	957.00mg		
<b>Carbohydrates</b>	49.50g		
<b>Fiber</b>	13.73g		
<b>Sugar</b>	4.25g		
<b>Protein</b>	29.48g		
<b>Vitamin A</b>	1076.55IU	<b>Vitamin C</b>	32.42mg
<b>Calcium</b>	213.42mg	<b>Iron</b>	5.68mg

# Sausage Biscuit

NO IMAGE

<b>Servings:</b>	1.00	<b>Category:</b>	Entree
<b>Serving Size:</b>	1.00 Each	<b>HACCP Process:</b>	Same Day Service
<b>Meal Type:</b>	Breakfast		

## Ingredients

Description	Measurement	Prep Instructions	DistPart #
DOUGH BISCUIT WGRAIN 216-2.1Z RICH	1 Each	<b>BAKE</b> 1. KEEP PRODUCT FROZEN AT 0 F TO -10 F UNTIL READY TO USE. 2. PAN FROZEN DOUGH ON PAPER LINED SHEET PAN. FULL SHEET PAN: INDIVIDUAL - 8 X 5; CLUSTERED - HONEYCOMB OF 51. HALF SHEET PAN: INDIVIDUAL - 5 X 4; CLUSTERED - HONEYCOMB OF 21. * LEAVE ABOUT 1 4" SPACE BETWEEN THE BISCUITS WHEN CLUSTERED 3. BAKE UNTIL GOLDEN BROWN. CONVENTIONAL OVEN: 375 F - 12 TO 16 MINUTES. CONVECTION OVEN: 325 F - 8 TO 12 MINUTES FOR INDIVIDUAL PANNED AND 12 TO 16 MINUTES FOR CLUSTERED. BAKE TIMES WILL VARY DUE TO OVENS. ADJUST TIMES ACCORDINGLY.	237390
SAUSAGE PTY LO SOD CKD 80-2Z JDF	1 Each		277722

## Preparation Instructions

No Preparation Instructions available.

### SLE Components

Amount Per Serving

<b>Meat</b>	1.00
<b>Grain</b>	2.00
<b>Fruit</b>	0.00
<b>GreenVeg</b>	0.00
<b>RedVeg</b>	0.00



<b>OtherVeg</b>	0.00
<b>Legumes</b>	0.00
<b>Starch</b>	0.00

### Nutrition Facts

Servings Per Recipe: 1.00

Serving Size: 1.00 Each

<b>Amount Per Serving</b>			
<b>Calories</b>	400.00		
<b>Fat</b>	30.00g		
<b>SaturatedFat</b>	11.50g		
<b>Trans Fat</b>	0.00g		
<b>Cholesterol</b>	40.00mg		
<b>Sodium</b>	550.00mg		
<b>Carbohydrates</b>	23.00g		
<b>Fiber</b>	3.00g		
<b>Sugar</b>	2.00g		
<b>Protein</b>	11.00g		
<b>Vitamin A</b>	0.00IU	<b>Vitamin C</b>	0.00mg
<b>Calcium</b>	40.00mg	<b>Iron</b>	1.80mg

# Juice Variety



<b>Servings:</b>	2.00	<b>Category:</b>	Fruit
<b>Serving Size:</b>	0.50 Cup	<b>HACCP Process:</b>	No Cook
<b>Meal Type:</b>	Breakfast		

## Ingredients

Description	Measurement	Prep Instructions	DistPart #
100% Apple Juice	4 Ounce		
100% Orange Juice	4 Ounce		

## Preparation Instructions

No Preparation Instructions available.

### SLE Components

Amount Per Serving

<b>Meat</b>	0.00
<b>Grain</b>	0.00
<b>Fruit</b>	0.50
<b>GreenVeg</b>	0.00
<b>RedVeg</b>	0.00
<b>OtherVeg</b>	0.00
<b>Legumes</b>	0.00
<b>Starch</b>	0.00

### Nutrition Facts

Servings Per Recipe: 2.00  
Serving Size: 0.50 Cup

<b>Amount Per Serving</b>			
<b>Calories</b>		55.00	
<b>Fat</b>		0.00g	
<b>SaturatedFat</b>		0.00g	
<b>Trans Fat</b>		0.00g	
<b>Cholesterol</b>		0.00mg	
<b>Sodium</b>		10.00mg	
<b>Carbohydrates</b>		13.50g	
<b>Fiber</b>		0.00g	
<b>Sugar</b>		12.00g	
<b>Protein</b>		0.50g	
<b>Vitamin A</b>	0.00IU	<b>Vitamin C</b>	30.00mg

**Calcium** 5.00mg

**Iron** 1.00mg

# 2-Baked Beans

NO IMAGE

<b>Servings:</b>	56.00	<b>Category:</b>	Vegetable
<b>Serving Size:</b>	0.50 Cup	<b>HACCP Process:</b>	Same Day Service
<b>Meal Type:</b>	Lunch		

## Ingredients

Description	Measurement	Prep Instructions	DistPart #
Beans, Vegetarian, Low Sodium, Canned	1 #10 CAN		100364
BEAN KETTLE BRN SUGAR 6-10 HRTHSTN	1 #10 CAN		822477

## Preparation Instructions

Do not drain the liquid off the beans! It is necessary for the crediting!

Pour 1 can of vegetarian bans and 1 can of baked beans into a 4 inch half size pan and stir.

Place a lid on the pan and steam for about 20 min.

Serve with sauce in a 1/2 c (#8) scoop.

CCP: Heat to 140 degrees or higher for at least 15 seconds.

CCP: HOId at 140 degrees or higher for service

### SLE Components

Amount Per Serving

<b>Meat</b>	1.00
<b>Grain</b>	0.00
<b>Fruit</b>	0.00
<b>GreenVeg</b>	0.00
<b>RedVeg</b>	0.00
<b>OtherVeg</b>	0.50
<b>Legumes</b>	0.73
<b>Starch</b>	0.00

### Nutrition Facts

Servings Per Recipe: 56.00

Serving Size: 0.50 Cup

<b>Amount Per Serving</b>	
<b>Calories</b>	105.80
<b>Fat</b>	0.73g
<b>SaturatedFat</b>	0.00g
<b>Trans Fat</b>	0.00g
<b>Cholesterol</b>	0.00mg
<b>Sodium</b>	227.04mg
<b>Carbohydrates</b>	20.16g

<b>Fiber</b>		5.27g	
<b>Sugar</b>		5.73g	
<b>Protein</b>		5.81g	
<b>Vitamin A</b>	0.00IU	<b>Vitamin C</b>	0.00mg
<b>Calcium</b>	18.48mg	<b>Iron</b>	0.67mg

# 5-carrot stick cups



<b>Servings:</b>	1.00	<b>Category:</b>	Vegetable
<b>Serving Size:</b>	0.50 Cup	<b>HACCP Process:</b>	No Cook
<b>Meal Type:</b>	Lunch		

## Ingredients

Description	Measurement	Prep Instructions	DistPart #
CARROT BABY WHL PETITE 4-5 RSS	4 Ounce		768146

## Preparation Instructions

Portion out 1/2 cup of carrot sticks and place in a cup for service.

### SLE Components

Amount Per Serving

<b>Meat</b>	0.00
<b>Grain</b>	0.00
<b>Fruit</b>	0.00
<b>GreenVeg</b>	0.00
<b>RedVeg</b>	0.44
<b>OtherVeg</b>	0.00
<b>Legumes</b>	0.00
<b>Starch</b>	0.00

### Nutrition Facts

Servings Per Recipe: 1.00

Serving Size: 0.50 Cup

Amount Per Serving			
<b>Calories</b>		46.22	
<b>Fat</b>		0.00g	
<b>SaturatedFat</b>		0.00g	
<b>Trans Fat</b>		0.00g	
<b>Cholesterol</b>		0.00mg	
<b>Sodium</b>		78.22mg	
<b>Carbohydrates</b>		10.67g	
<b>Fiber</b>		3.56g	
<b>Sugar</b>		5.33g	
<b>Protein</b>		0.89g	
<b>Vitamin A</b>	0.00IU	<b>Vitamin C</b>	0.00mg
<b>Calcium</b>	35.56mg	<b>Iron</b>	0.32mg

# 3-Spriral Cut Seasoned Fries



<b>Servings:</b>	1.00	<b>Category:</b>	Vegetable
<b>Serving Size:</b>	0.50 Cup	<b>HACCP Process:</b>	Same Day Service
<b>Meal Type:</b>	Lunch		

## Ingredients

Description	Measurement	Prep Instructions	DistPart #
FRIES SPIRAL SEAS CRSPY OVEN 6-4	4 Ounce	<b>BAKE</b> PREHEAT OVEN TO 425° F. SPREAD FROZEN SPIRALS IN A SINGLE LAYER ON A DARK, NON-STICK BAKING SHEET OR SHALLOW BAKING PAN. BAKE FOR 11 MINUTES, FLIP PRODUCT OVER AND CONTINUE BAKING AN ADDITIONAL 11 MINUTES. SERVE IMMEDIATELY. <b>CONVECTION</b> PREHEAT OVEN TO 425° F. SPREAD FROZEN SPIRALS EVENLY ON A SHALLOW BAKING PAN. BAKE FOR 13 TO 15 MINUTES, TURNING ONCE FOR UNIFORM COOKING. <b>DEEP_FRY</b> FILL BASKET HALF FULL (1 LB) WITH FROZEN SPIRALS. DEEP FRY @ 350° F FOR 2 1 2 TO 3 MINUTES.	717490

## Preparation Instructions

No Preparation Instructions available.

<b>SLE Components</b>	
Amount Per Serving	
<b>Meat</b>	0.00
<b>Grain</b>	0.00
<b>Fruit</b>	0.00
<b>GreenVeg</b>	0.00
<b>RedVeg</b>	0.00
<b>OtherVeg</b>	0.00
<b>Legumes</b>	0.00

**Nutrition Facts**

Servings Per Recipe: 1.00

Serving Size: 0.50 Cup

<b>Amount Per Serving</b>			
<b>Calories</b>		200.00	
<b>Fat</b>		6.67g	
<b>SaturatedFat</b>		1.33g	
<b>Trans Fat</b>		0.00g	
<b>Cholesterol</b>		0.00mg	
<b>Sodium</b>		320.00mg	
<b>Carbohydrates</b>		33.33g	
<b>Fiber</b>		2.67g	
<b>Sugar</b>		0.00g	
<b>Protein</b>		2.67g	
<b>Vitamin A</b>	0.00IU	<b>Vitamin C</b>	0.00mg
<b>Calcium</b>	0.00mg	<b>Iron</b>	0.96mg



# 4-Green Beans



<b>Servings:</b>	50.00	<b>Category:</b>	Vegetable
<b>Serving Size:</b>	0.50 Cup	<b>HACCP Process:</b>	Same Day Service
<b>Meal Type:</b>	Lunch		

## Ingredients

Description	Measurement	Prep Instructions	DistPart #
BEAN GREEN CUT MXD SV LO SOD 6-10	2 #10 CAN	HEAT_AND_SERVE EMPTY CONTENTS OF CAN INTO CONTAINER SUITABLE FOR HEATING AND HEAT TO 165 DEGREES	221990
BUTTER SUB 24-4Z BTRBUDS	1/4 Cup		209810
SPICE BLND ORIG 3-21Z MDASH	1/2 Tablespoon		265103
SPICE ONION POWDER 19Z TRDE	1 Tablespoon		126993
SPICE GARLIC POWDER 21Z TRDE	1 Teaspoon		224839

## Preparation Instructions

Wash tops of cans before opening. Clean can opener when done.

Pour cans into 4 inch pan (2 cans per pan). Measure out 1/2 TBSP Mrs. Dash, 1/2 cup onions, and add 1/4 cup of butter buds per pan.

After all is added to beans, cover and place in oven on steam and cook for about 20 min or until temperature reaches 140 degrees.

Place pans into hot holding until service.

Serve with 1/2 cup ladle.

CCP: Hold at 140 degrees or higher.

## SLE Components

Amount Per Serving

<b>Meat</b>	0.00
<b>Grain</b>	0.00
<b>Fruit</b>	0.00
<b>GreenVeg</b>	0.00
<b>RedVeg</b>	0.00
<b>OtherVeg</b>	0.51
<b>Legumes</b>	0.00
<b>Starch</b>	0.00

## Nutrition Facts

Servings Per Recipe: 50.00

Serving Size: 0.50 Cup

<b>Amount Per Serving</b>			
<b>Calories</b>		20.96	
<b>Fat</b>		0.00g	
<b>SaturatedFat</b>		0.00g	
<b>Trans Fat</b>		0.00g	
<b>Cholesterol</b>		0.00mg	
<b>Sodium</b>		147.60mg	
<b>Carbohydrates</b>		4.48g	
<b>Fiber</b>		2.04g	
<b>Sugar</b>		2.04g	
<b>Protein</b>		1.02g	
<b>Vitamin A</b>	4.08IU	<b>Vitamin C</b>	6.12mg
<b>Calcium</b>	2.04mg	<b>Iron</b>	4.08mg

# 3-Mashed Potatoes



<b>Servings:</b>	40.00	<b>Category:</b>	Vegetable
<b>Serving Size:</b>	1.00 Cup	<b>HACCP Process:</b>	Same Day Service
<b>Meal Type:</b>	Lunch		

## Ingredients

Description	Measurement	Prep Instructions	DistPart #
POTATO PRLS EXCEL 12-26.5Z SMART SERV	1 Package		146581
BUTTER SUB 24-4Z BTRBUDS	1/2 Cup		209810
Black Pepper	1/2 Teaspoon		24108

## Preparation Instructions

Spray a 4' deep pan with food release spray.

RECONSTITUTE

1: Pour 4 Liters (1 gallon plus 1 cup) of hot water (170-190°F) into 4" deep pan. 2: Add all potatoes and seasonings, then stir for 15 seconds. 3: Let stand for 5 minutes, stir and serve.

CCP: Hold at 140 degrees or higher for service

## SLE Components

Amount Per Serving

<b>Meat</b>	0.00
<b>Grain</b>	0.00
<b>Fruit</b>	0.00
<b>GreenVeg</b>	0.00
<b>RedVeg</b>	0.00
<b>OtherVeg</b>	0.00
<b>Legumes</b>	0.00

Starch

0.50

## Nutrition Facts

Servings Per Recipe: 40.00

Serving Size: 1.00 Cup

Amount Per Serving			
<b>Calories</b>		71.66	
<b>Fat</b>		0.50g	
<b>SaturatedFat</b>		0.00g	
<b>Trans Fat</b>		0.00g	
<b>Cholesterol</b>		0.00mg	
<b>Sodium</b>		107.35mg	
<b>Carbohydrates</b>		14.45g	
<b>Fiber</b>		1.00g	
<b>Sugar</b>		0.00g	
<b>Protein</b>		2.01g	
<b>Vitamin A</b>	1.91IU	<b>Vitamin C</b>	10.08mg
<b>Calcium</b>	8.38mg	<b>Iron</b>	0.26mg

# Mini Corn Dogs



<b>Servings:</b>	1.00	<b>Category:</b>	Entree
<b>Serving Size:</b>	4.00 Each	<b>HACCP Process:</b>	Same Day Service
<b>Meal Type:</b>	Lunch		

## Ingredients

Description	Measurement	Prep Instructions	DistPart #
CORN DOG CHIX MINI WGRAIN CN 2-5	4 Each		497360

## Preparation Instructions

CONVENTIONAL OVEN: 350 DEGREES F. FROZEN, 15 MINUTES.

THAWED, 10 MINUTES.

\*\*FOR BEST RESULTS, FLIP HALFWAY THROUGH COOKING.

CCP: HEAT TO AN INTERNAL TEMPERATURE OF 165 DEGREES F.

### SLE Components

Amount Per Serving

<b>Meat</b>	2.00
<b>Grain</b>	2.00
<b>Fruit</b>	0.00
<b>GreenVeg</b>	0.00
<b>RedVeg</b>	0.00
<b>OtherVeg</b>	0.00
<b>Legumes</b>	0.00
<b>Starch</b>	0.00

### Nutrition Facts

Servings Per Recipe: 1.00

Serving Size: 4.00 Each

Amount Per Serving	
<b>Calories</b>	180.00
<b>Fat</b>	8.00g
<b>SaturatedFat</b>	2.50g
<b>Trans Fat</b>	0.00g
<b>Cholesterol</b>	25.00mg
<b>Sodium</b>	280.00mg
<b>Carbohydrates</b>	20.00g
<b>Fiber</b>	3.00g
<b>Sugar</b>	4.00g
<b>Protein</b>	7.00g
<b>Vitamin A</b> 0.00IU	<b>Vitamin C</b> 0.00mg

<b>Calcium</b>	100.00mg	<b>Iron</b>	1.44mg
----------------	----------	-------------	--------

# Breaded Pork Chop

NO IMAGE

<b>Servings:</b>	1.00	<b>Category:</b>	Entree
<b>Serving Size:</b>	1.00 Each	<b>HACCP Process:</b>	Same Day Service
<b>Meal Type:</b>	Lunch		

## Ingredients

Description	Measurement	Prep Instructions	DistPart #
Breaded Pork Chop	1 Each		

## Preparation Instructions

Preheat oven to 375 degrees. Lay out patties on an oven sheet pan in a single layer. Heat for 13-15 minutes or until heated to a minimum of 145 degrees.

CCP: Heat to an internal temperature of 145 degrees minimum

CCP: Hold for service at 140 degrees or higher

### SLE Components

Amount Per Serving

<b>Meat</b>	2.00
<b>Grain</b>	0.50
<b>Fruit</b>	0.00
<b>GreenVeg</b>	0.00
<b>RedVeg</b>	0.00
<b>OtherVeg</b>	0.00
<b>Legumes</b>	0.00
<b>Starch</b>	0.00

### Nutrition Facts

Servings Per Recipe: 1.00

Serving Size: 1.00 Each

<b>Amount Per Serving</b>			
<b>Calories</b>		260.00	
<b>Fat</b>		17.00g	
<b>SaturatedFat</b>		4.50g	
<b>Trans Fat</b>		0.00g	
<b>Cholesterol</b>		40.00mg	
<b>Sodium</b>		330.00mg	
<b>Carbohydrates</b>		11.00g	
<b>Fiber</b>		2.00g	
<b>Sugar</b>		1.00g	
<b>Protein</b>		16.00g	
<b>Vitamin A</b>	0.00IU	<b>Vitamin C</b>	0.00mg

**Calcium** 40.00mg **Iron** 2.00mg



# Stuffed Crust Pizza



<b>Servings:</b>	3.00	<b>Category:</b>	Entree
<b>Serving Size:</b>	1.00 Slice	<b>HACCP Process:</b>	Same Day Service
<b>Meal Type:</b>	Lunch		

## Ingredients

Description	Measurement	Prep Instructions	DistPart #
PIZZA SAUS WDG WGRAIN STFD 72CT MAX	1 Each		134686
PIZZA CHS WGRAIN STFD 72-4.84Z MAX	1 Each		261680
PIZZA PEPP WDG WGRAIN STFD 72-4.87Z	1 Each		259910

## Preparation Instructions

THE MAX STUFFED CRUST PIZZA FITS 14 TO A BAKING PAN OR CAN BE DISPLAYED AS A 16" PIZZA PIE AND FIT 12 TO A PAN.

CONVECTION OVEN: BAKE AT 375 DEGREES F FOR 9 TO 11 MINUTES OR UNTIL INTERNAL TEMPERATURE REACHES A MINIMUM OF 165 DEGREES F.

CONVENTIONAL OVEN: BAKE AT 400 DEGREES F FOR 14 TO 17 MINUTES OR UNTIL INTERNAL TEMPERATURE REACHES A MINIMUM OF 165 DEGREES F.

CCP: Heat to 165 degrees or higher

CCP: Hold for service at 140 degrees or higher

## SLE Components

Amount Per Serving

<b>Meat</b>	2.00
<b>Grain</b>	2.00
<b>Fruit</b>	0.00
<b>GreenVeg</b>	0.00
<b>RedVeg</b>	0.13

<b>OtherVeg</b>	0.00
<b>Legumes</b>	0.00
<b>Starch</b>	0.00

### Nutrition Facts

Servings Per Recipe: 3.00

Serving Size: 1.00 Slice

<b>Amount Per Serving</b>			
<b>Calories</b>		340.00	
<b>Fat</b>		14.33g	
<b>SaturatedFat</b>		4.50g	
<b>Trans Fat</b>		0.00g	
<b>Cholesterol</b>		18.33mg	
<b>Sodium</b>		810.00mg	
<b>Carbohydrates</b>		36.00g	
<b>Fiber</b>		3.00g	
<b>Sugar</b>		3.67g	
<b>Protein</b>		15.33g	
<b>Vitamin A</b>	0.00IU	<b>Vitamin C</b>	0.00mg
<b>Calcium</b>	260.00mg	<b>Iron</b>	2.03mg

# Chicken Smackers



<b>Servings:</b>	1.00	<b>Category:</b>	Entree
<b>Serving Size:</b>	10.00 Piece	<b>HACCP Process:</b>	Same Day Service
<b>Meal Type:</b>	Lunch		

## Ingredients

Description	Measurement	Prep Instructions	DistPart #
Chicken Smackers	10 Piece	<b>BAKE</b> Conventional Oven for 10-12 minutes at 350degrees; Convection oven for 6-8 minutes at 350degrees. Appliances vary; adjust cook times accordingly.	

## Preparation Instructions

Open 1 bag of smackers to 1 sheet pan. (approx. 18 servings per bag and 108 servings per case)

Conventional Oven for 10-12 minutes at 350degrees;

Combi/Convection oven for 6-8 minutes at 350degrees.

Appliances vary; adjust cook times accordingly.

CCP: Heat to 165 degrees or higher

CCP: Hold at 140 degrees or higher for service

## SLE Components

Amount Per Serving

<b>Meat</b>	2.00
<b>Grain</b>	1.00
<b>Fruit</b>	0.00
<b>GreenVeg</b>	0.00
<b>RedVeg</b>	0.00
<b>OtherVeg</b>	0.00
<b>Legumes</b>	0.00

Starch

0.00

## Nutrition Facts

Servings Per Recipe: 1.00

Serving Size: 10.00 Piece

Amount Per Serving			
<b>Calories</b>		269.00	
<b>Fat</b>		13.00g	
<b>SaturatedFat</b>		3.00g	
<b>Trans Fat</b>		0.00g	
<b>Cholesterol</b>		60.00mg	
<b>Sodium</b>		590.00mg	
<b>Carbohydrates</b>		20.00g	
<b>Fiber</b>		3.00g	
<b>Sugar</b>		0.00g	
<b>Protein</b>		18.00g	
<b>Vitamin A</b>	168.00IU	<b>Vitamin C</b>	1.00mg
<b>Calcium</b>	17.00mg	<b>Iron</b>	2.00mg

# Nick's BBQ Sandwich

NO IMAGE

<b>Servings:</b>	30.00	<b>Category:</b>	Entree
<b>Serving Size:</b>	2.67 Ounce	<b>HACCP Process:</b>	Same Day Service
<b>Meal Type:</b>	Lunch		

## Ingredients

Description	Measurement	Prep Instructions	DistPart #
Pulled Pork Bar-B-Q with vinegar sauce	1 Package		
SAUCE BBQ SWEET 6-.5GAL GFS	1 Cup		786690
Hamburger Buns	30 bun		

## Preparation Instructions

Remove the Bar-B-Q from the box and place in a steam pan. Break Up loosely so it will cook evenly.

Add 1 cup of BBQ sauce to every bag.

Cook in the steamer for about 30 min. Remove and check the temperature before placing on the serving line.

Portion with a 3 oz laddle onto a hamburger bun.

CCP: Heat to 145 degrees or higher for at least 15 seconds.

CCP: Hold for hot service at 140 degrees or higher

## SLE Components

Amount Per Serving

<b>Meat</b>	2.01
<b>Grain</b>	2.00
<b>Fruit</b>	0.00
<b>GreenVeg</b>	0.00
<b>RedVeg</b>	0.00
<b>OtherVeg</b>	0.00
<b>Legumes</b>	0.00

Starch

0.00


## Nutrition Facts

Servings Per Recipe: 30.00

Serving Size: 2.67 Ounce

<b>Amount Per Serving</b>			
<b>Calories</b>		310.01	
<b>Fat</b>		7.81g	
<b>SaturatedFat</b>		2.11g	
<b>Trans Fat</b>		0.00g	
<b>Cholesterol</b>		38.10mg	
<b>Sodium</b>		631.54mg	
<b>Carbohydrates</b>		38.24g	
<b>Fiber</b>		3.11g	
<b>Sugar</b>		9.07g	
<b>Protein</b>		24.70g	
<b>Vitamin A</b>	38.43IU	<b>Vitamin C</b>	0.56mg
<b>Calcium</b>	20.44mg	<b>Iron</b>	21.56mg

# Hamburger



<b>Servings:</b>	1.00	<b>Category:</b>	Entree
<b>Serving Size:</b>	1.00 Each	<b>HACCP Process:</b>	Same Day Service
<b>Meal Type:</b>	Lunch		

## Ingredients

Description	Measurement	Prep Instructions	DistPart #
BEEF PTY CKD W/SOY CN 90-2.5Z GFS	1 Each	<b>BAKE</b> From thawed state: sleeve pack preparation, put a few small holes in top of bag. Place entire bag intact on sheet pan in preheated convection oven at 375 degrees f for 45 minutes. Remove from oven and let stand 3 minutes before opening bag.	100650
Hamburger Buns	1 bun		

## Preparation Instructions

BAKE

From thawed state: sleeve pack preparation, put a few small holes in top of bag.

Place entire bag intact on sheet pan in preheated convection oven at 375 degrees f for 45 minutes.

Remove from oven and let stand 3 minutes before opening bag.

CCP: Heat to 155 degrees or higher.

CCP: Hold at 140 degrees or higher for service.

## SLE Components

Amount Per Serving

<b>Meat</b>	2.00
<b>Grain</b>	2.00
<b>Fruit</b>	0.00
<b>GreenVeg</b>	0.00
<b>RedVeg</b>	0.00
<b>OtherVeg</b>	0.00

<b>Legumes</b>	0.00
<b>Starch</b>	0.00

## Nutrition Facts


Servings Per Recipe: 1.00

Serving Size: 1.00 Each

<b>Amount Per Serving</b>			
<b>Calories</b>		330.00	
<b>Fat</b>		15.00g	
<b>SaturatedFat</b>		5.00g	
<b>Trans Fat</b>		1.00g	
<b>Cholesterol</b>		35.00mg	
<b>Sodium</b>		420.00mg	
<b>Carbohydrates</b>		33.00g	
<b>Fiber</b>		4.00g	
<b>Sugar</b>		4.00g	
<b>Protein</b>		19.00g	
<b>Vitamin A</b>	100.00IU	<b>Vitamin C</b>	0.00mg
<b>Calcium</b>	60.00mg	<b>Iron</b>	11.80mg



# Cheese Burger



<b>Servings:</b>	1.00	<b>Category:</b>	Entree
<b>Serving Size:</b>	1.00 Each	<b>HACCP Process:</b>	Same Day Service
<b>Meal Type:</b>	Lunch		

## Ingredients

Description	Measurement	Prep Instructions	DistPart #
BEEF PTY CKD W/SOY CN 90-2.5Z GFS	1 Each	<b>BAKE</b> From thawed state: sleeve pack preparation, put a few small holes in top of bag. Place entire bag intact on sheet pan in preheated convection oven at 375 degrees f for 45 minutes. Remove from oven and let stand 3 minutes before opening bag.	100650
Hamburger Buns	1 bun		
CHEESE, AMERICAN, YELLOW, PASTEURIZED, SLICED	1 Ounce		100018

## Preparation Instructions

### BAKE

From thawed state: sleeve pack preparation, put a few small holes in top of bag.

Place entire bag intact on sheet pan in preheated convection oven at 375 degrees f for 45 minutes.

Remove from oven and let stand 3 minutes before opening bag.

CCP: Heat to 155 degrees or higher.

CCP: Hold at 140 degrees or higher for service.

## SLE Components

Amount Per Serving

<b>Meat</b>	3.00
-------------	------

<b>Grain</b>	2.00
--------------	------

<b>Fruit</b>	0.00
<b>GreenVeg</b>	0.00
<b>RedVeg</b>	0.00
<b>OtherVeg</b>	0.00
<b>Legumes</b>	0.00
<b>Starch</b>	0.00

## Nutrition Facts

Servings Per Recipe: 1.00

Serving Size: 1.00 Each

<b>Amount Per Serving</b>			
<b>Calories</b>	440.00		
<b>Fat</b>	24.00g		
<b>SaturatedFat</b>	10.00g		
<b>Trans Fat</b>	1.00g		
<b>Cholesterol</b>	60.00mg		
<b>Sodium</b>	690.00mg		
<b>Carbohydrates</b>	35.00g		
<b>Fiber</b>	4.00g		
<b>Sugar</b>	5.00g		
<b>Protein</b>	24.00g		
<b>Vitamin A</b>	100.00IU	<b>Vitamin C</b>	0.00mg
<b>Calcium</b>	60.00mg	<b>Iron</b>	11.80mg

# F- Fruit Variety

NO IMAGE

<b>Servings:</b>	13.22	<b>Category:</b>	Fruit
<b>Serving Size:</b>	0.50 Cup	<b>HACCP Process:</b>	No Cook
<b>Meal Type:</b>	Lunch		

## Ingredients

Description	Measurement	Prep Instructions	DistPart #
GRAPES RED LUNCH BUNCH 21AVG MRKN	1 Cup		280895
APPLE DELICIOUS RED 163CT MRKN	1 Each		540005
PEACH DCD IN JCE 6-10 GFS	1 Cup		610372
Sliced Peaches 6-10	1 Cup		100219
APPLE FRSH SLCD 100-2Z P/L	1 Package		473171
ORANGES NAVEL/VALENCIA FCY 138CT MRKN	1 Cup		198021
ORANGES MAND WHL L/S 6-10 GFS	1 Cup		117897
BANANA TURNING 40 P/L	1 Each		200999
Sliced Pears 6-10	1 Cup		100224
Wild Blueberries fzn	1 Cup		100243
Strawberries, diced, Cups, frozen	1 Cup		100256
Peaches, diced, cups, Frozen	1 Cup		100241
APPLESAUCE UNSWT 6-10 GFS	1 Cup		271497
RAISIN SELECT 1.5Z BOXES 24-6CT P/L	1 Each		544426
Apples, Gala	1 Each		14J93

Description	Measurement	Prep Instructions	DistPart #
Grapes	1		14P36
Pear, fresh	1		14P12
Oranges, whole	1 Each		16W62

## Preparation Instructions

No Preparation Instructions available.

### SLE Components

Amount Per Serving

<b>Meat</b>	0.00
<b>Grain</b>	0.00
<b>Fruit</b>	0.50
<b>GreenVeg</b>	0.00
<b>RedVeg</b>	0.00
<b>OtherVeg</b>	0.00
<b>Legumes</b>	0.00
<b>Starch</b>	0.00

### Nutrition Facts

Servings Per Recipe: 13.22

Serving Size: 0.50 Cup

Amount Per Serving			
<b>Calories</b>	122.92		
<b>Fat</b>	0.08g		
<b>SaturatedFat</b>	0.02g		
<b>Trans Fat</b>	0.00g		
<b>Cholesterol</b>	0.00mg		
<b>Sodium</b>	7.31mg		
<b>Carbohydrates</b>	30.02g		
<b>Fiber</b>	2.90g		
<b>Sugar</b>	22.24g		
<b>Protein</b>	0.97g		
<b>Vitamin A</b>	148.72IU	<b>Vitamin C</b>	12.88mg
<b>Calcium</b>	12.49mg	<b>Iron</b>	0.78mg

# Macaroni and Cheese

NO IMAGE

<b>Servings:</b>	24.00	<b>Category:</b>	Entree
<b>Serving Size:</b>	3.00 Cup	<b>HACCP Process:</b>	Same Day Service
<b>Meal Type:</b>	Lunch		

## Ingredients

Description	Measurement	Prep Instructions	DistPart #
PASTA ELBOW MACAR 51 WGRAIN 2-10	1 1/2 Pound		229941
Tap Water for Recipes	3 Quart		000001WTR
CHEESE AMER 50/50 SHRD 4-5 KE	2 1/2 Pound		494372
CHEESE PARM PKT 200- 3.5GM GFS	16 Each		254959
CHEESE MOZZ 2 SHRD FTHR 4-5 PG	8 Ounce		421812
Fat Free Skim Milk	6 Carton		
BUTTER SUB 24-4Z BTRBUDS	1/2 Package	Reconstitute 1/2 package of butter buds in 2 cups warm water. Let stand. Stir until liquid. Then proceed with recipe.	209810

## Preparation Instructions

1. Our water in stockpot and heat to a rolling boil
2. slowly add macaroni. Heat until water boils again. Cook it 10 minutes or until tender. Stir constantly. DO NOT OVER COOK. Drain well.
3. Spray half-size 6" deep steam table pan with pan release spray.
4. Place milk, reconstituted butter buds, and cheeses in half-size 6" deep steam table pan. Stir cheese mixture until well blended. Cover pan with lid to prevent adding moisture from steamer.

5. Heat in steamer for 6 minutes or until cheese and butter buds are melted and sauce is smooth. Stir cheese sauce.
  6. Add cooked macaroni to the cheese sauce. Stir. Cover with plastic wrap.
  7. Hold for 20 minutes on a 160 degree steam table or warming cabinet to allow sufficient time for mixture to set properly.
- CCP: Heat to 160 degrees or higher for 15 seconds.  
 CCP: Hold for hot service at 135 degrees or higher.
8. Portion with No. 6 scoop (3/4 cup) - 1 scoop per serving.

## SLE Components

Amount Per Serving

<b>Meat</b>	2.00
<b>Grain</b>	1.00
<b>Fruit</b>	0.00
<b>GreenVeg</b>	0.00
<b>RedVeg</b>	0.00
<b>OtherVeg</b>	0.00
<b>Legumes</b>	0.00
<b>Starch</b>	0.00

## Nutrition Facts

Servings Per Recipe: 24.00

Serving Size: 3.00 Cup

### Amount Per Serving

<b>Calories</b>	236.89		
<b>Fat</b>	9.08g		
<b>SaturatedFat</b>	3.75g		
<b>Trans Fat</b>	0.00g		
<b>Cholesterol</b>	16.25mg		
<b>Sodium</b>	412.96mg		
<b>Carbohydrates</b>	26.36g		
<b>Fiber</b>	2.00g		
<b>Sugar</b>	4.00g		
<b>Protein</b>	12.42g		
<b>Vitamin A</b>	202.50IU	<b>Vitamin C</b>	1.00mg
<b>Calcium</b>	247.50mg	<b>Iron</b>	0.90mg

# 5-creamy coleslaw



<b>Servings:</b>	20.00	<b>Category:</b>	Vegetable
<b>Serving Size:</b>	0.50 Cup	<b>HACCP Process:</b>	No Cook
<b>Meal Type:</b>	Lunch		

## Ingredients

Description	Measurement	Prep Instructions	DistPart #
DRESSING COLESLAW 4-1GAL LTHSE	1 1/2 Cup	READY_TO_EAT Open, pour and enjoy!	132151
ONION DCD IQF 6-4 GFS	1 Cup		261521
COLE SLAW CHOP SEP BAG 1/4 4-5 RSS	10 Cup		198234

## Preparation Instructions

Place cabbage mix and onion in large bowl. Pour dressing over cabbage mixture and stir well to combine. Cover immediately.  
Refrigerate for at least 24 hours and serve in 1/2 cup portions.  
CCP: Hold at 40 degrees or lower for cold service.

### SLE Components

Amount Per Serving

<b>Meat</b>	0.00
<b>Grain</b>	0.00
<b>Fruit</b>	0.00
<b>GreenVeg</b>	0.00
<b>RedVeg</b>	0.00
<b>OtherVeg</b>	0.50
<b>Legumes</b>	0.00
<b>Starch</b>	0.00

### Nutrition Facts

Servings Per Recipe: 20.00  
Serving Size: 0.50 Cup

Amount Per Serving	
<b>Calories</b>	87.24
<b>Fat</b>	5.40g
<b>SaturatedFat</b>	0.90g
<b>Trans Fat</b>	0.00g
<b>Cholesterol</b>	3.00mg
<b>Sodium</b>	240.75mg
<b>Carbohydrates</b>	8.71g

<b>Fiber</b>		0.67g	
<b>Sugar</b>		6.89g	
<b>Protein</b>		0.33g	
<b>Vitamin A</b>	0.00IU	<b>Vitamin C</b>	0.00mg
<b>Calcium</b>	13.33mg	<b>Iron</b>	0.12mg



# 3-Baked Potato



<b>Servings:</b>	1.00	<b>Category:</b>	Vegetable
<b>Serving Size:</b>	1.00 potato	<b>HACCP Process:</b>	Same Day Service
<b>Meal Type:</b>	Lunch		

## Ingredients

Description	Measurement	Prep Instructions	DistPart #
BUTTER SUB 24-4Z BTRBUDS	2 Tablespoon	reconstitute in water and let stank a few minutes to thicken	209810
POTATO BAKER IDAHO 90CT MRKN	4 1/2 Ounce	Wash potato in prep sink using cool water. Use the small produce brush and scrub skins good. Put cool water in the other prep sink and as you get a potato clean, put it into the clean water. Once all potatoes have been scrubbed, rinse them again. Allow potatoes to dry.	233277
SPICE GARLIC POWDER 21Z TRDE	1/4 Teaspoon		224839

## Preparation Instructions

Pour margarine on a sheet pan and spread with a brush.

Sprinkle garlic powder on top of the margarine.

Turn the potato long ways and cut it in half.

Lay the cut side on the potato face down on the pan. Brush the skins with margarine.

Bake in a preheated oven at 350 degrees for 30-40 min.

CCP: Heat to 135 degrees.

CCP: Hold at 135 degrees or higher for service.

## SLE Components

Amount Per Serving

<b>Meat</b>	0.00
<b>Grain</b>	0.00

<b>Fruit</b>	0.00
<b>GreenVeg</b>	0.00
<b>RedVeg</b>	0.00
<b>OtherVeg</b>	0.00
<b>Legumes</b>	0.00
<b>Starch</b>	0.50

### Nutrition Facts

Servings Per Recipe: 1.00  
 Serving Size: 1.00 potato

---

**Amount Per Serving**

<b>Calories</b>	112.25		
<b>Fat</b>	0.15g		
<b>SaturatedFat</b>	0.00g		
<b>Trans Fat</b>	0.00g		
<b>Cholesterol</b>	0.00mg		
<b>Sodium</b>	127.65mg		
<b>Carbohydrates</b>	26.50g		
<b>Fiber</b>	2.85g		
<b>Sugar</b>	1.50g		
<b>Protein</b>	2.55g		
<b>Vitamin A</b>	2.55IU	<b>Vitamin C</b>	25.13mg
<b>Calcium</b>	15.30mg	<b>Iron</b>	0.99mg

# Bacon, Egg, and Cheese Biscuit

NO IMAGE

<b>Servings:</b>	1.00	<b>Category:</b>	Entree
<b>Serving Size:</b>	1.00 Each	<b>HACCP Process:</b>	Same Day Service
<b>Meal Type:</b>	Breakfast		

## Ingredients

Description	Measurement	Prep Instructions	DistPart #
Cheese, Processed, Sliced Yellow	1 Ounce		100018
BACON CKD MED SLCD 3-100CT GFS	1 Slice		314196
DOUGH BISCUIT WGRAIN 216-2.1Z RICH	1 Each	<b>BAKE</b> 1. KEEP PRODUCT FROZEN AT 0 F TO -10 F UNTIL READY TO USE. 2. PAN FROZEN DOUGH ON PAPER LINED SHEET PAN. FULL SHEET PAN: INDIVIDUAL - 8 X 5; CLUSTERED - HONEYCOMB OF 51. HALF SHEET PAN: INDIVIDUAL - 5 X 4; CLUSTERED - HONEYCOMB OF 21. * LEAVE ABOUT 1 4" SPACE BETWEEN THE BISCUITS WHEN CLUSTERED 3. BAKE UNTIL GOLDEN BROWN. CONVENTIONAL OVEN: 375 F - 12 TO 16 MINUTES. CONVECTION OVEN: 325 F - 8 TO 12 MINUTES FOR INDIVIDUAL PANNED AND 12 TO 16 MINUTES FOR CLUSTERED. BAKE TIMES WILL VARY DUE TO OVENS. ADJUST TIMES ACCORDINGLY.	237390
Egg Patty Round Commodity	1 PATTY		

## Preparation Instructions

Place one ounce of cheese, one egg patty, and 1 slice of bacon on each biscuit.

CCP: Heat to 135 degrees or higher.

CCP: Hold at 135 degrees or higher for service.

## SLE Components

Amount Per Serving

<b>Meat</b>	2.00
<b>Grain</b>	2.00
<b>Fruit</b>	0.00
<b>GreenVeg</b>	0.00
<b>RedVeg</b>	0.00
<b>OtherVeg</b>	0.00
<b>Legumes</b>	0.00
<b>Starch</b>	0.00

## Nutrition Facts


Servings Per Recipe: 1.00

Serving Size: 1.00 Each

### Amount Per Serving

<b>Calories</b>	350.00		
<b>Fat</b>	22.50g		
<b>SaturatedFat</b>	11.25g		
<b>Trans Fat</b>	0.00g		
<b>Cholesterol</b>	105.00mg		
<b>Sodium</b>	825.00mg		
<b>Carbohydrates</b>	25.00g		
<b>Fiber</b>	3.00g		
<b>Sugar</b>	3.00g		
<b>Protein</b>	13.50g		
<b>Vitamin A</b>	0.00IU	<b>Vitamin C</b>	0.00mg
<b>Calcium</b>	55.00mg	<b>Iron</b>	1.08mg

# Taco Walking HS



<b>Servings:</b>	50.00	<b>Category:</b>	Entree
<b>Serving Size:</b>	1.00 Serving	<b>HACCP Process:</b>	Same Day Service
<b>Meal Type:</b>	Lunch		

## Ingredients

Description	Measurement	Prep Instructions	DistPart #
CHIP TORTL RND R/F 64-1.45Z TOSTIT	1 Each	READY_TO_EAT Use code date on bag to rotate product so the oldest product is consumed first. Place on display rack or include in catering box lunches. Contact PepsiCo Foodservice for display equipment options. UNSPECIFIED	662512
Pork Taco Filling	6 1/4 Pound	STEAM Place sealed bag in a steamer or in boiling water. Heat Approximately 45 minutes or until product reaches 155 degrees.	
Shredded Cheddar	3 1/8 Pound		
Salsa, Low-Sodium, Canned	3 1/2 Pound	READY_TO_EAT	100330
LETTUCE SHRD TACO 1/8CUT 4-5 RSS	3 Quart		242489

## Preparation Instructions

Directions:

WASH HANDS.

1. Follow above instructions for preparing taco filling

CCP: FINAL INTERNAL COOKING TEMPERATURE MUST REACH A MINIMUM OF 155°F, HELD FOR 15 SECONDS.

2. Crush individual bags of chips and open.

3. Add 3.17 oz of meat mixture, 1 oz of shredded cheese, 1/4 cup of shredded lettuce and 1/8 cup salsa to each bag

of chips.

4. Serve.

Child Nutrition: 1 Each provides=

2.25 oz meat/meat alternate, 1.25 oz eq grains, 1/8 cup "other" vegetable, and 1/8 cup red/orange vegetable

OR

2.25 oz meat/meat alternate, 1.25 oz eq grains, and 1/4 cup additional vegetables

## SLE Components

Amount Per Serving

<b>Meat</b>	2.26
<b>Grain</b>	2.00
<b>Fruit</b>	0.00
<b>GreenVeg</b>	0.00
<b>RedVeg</b>	0.15
<b>OtherVeg</b>	0.00
<b>Legumes</b>	0.00
<b>Starch</b>	0.00

## Nutrition Facts

Servings Per Recipe: 50.00

Serving Size: 1.00 Serving

### Amount Per Serving

<b>Calories</b>	198.61		
<b>Fat</b>	9.30g		
<b>SaturatedFat</b>	4.66g		
<b>Trans Fat</b>	0.00g		
<b>Cholesterol</b>	40.85mg		
<b>Sodium</b>	392.87mg		
<b>Carbohydrates</b>	7.21g		
<b>Fiber</b>	2.12g		
<b>Sugar</b>	2.30g		
<b>Protein</b>	17.15g		
<b>Vitamin A</b>	421.45IU	<b>Vitamin C</b>	3.15mg
<b>Calcium</b>	44.66mg	<b>Iron</b>	1.13mg