

Cookbook for MERCER HIGH SCHOOL

Created by HPS Menu Planner

Table of Contents

Summer Fruit Salad

Broc/Cali/Tom/Car. Cup

Side Salad

Refried Beans

Mashed Potatoes (Instant)

Carrot Sticks

Beans Baked MTG

Steamed Broccoli

Dinner Roll

Chicken Alfredo

Canned Fruit Pineapple Chunk

Chilled Peaches

Canned Fruit Mandarin Oranges

Pears Canned

Oranges MTG

Applesauce Unsweetened MTG

Peas , Frozen

Grapes Red MTG

Banana

Carrot/Celery Cup

Corn

Potato Wedges

Creamy Cole Slaw

Lettuce, Tomatoes, Trim

MC Special

Sub Combo/ Ham

Hot Dog on WG Bun

Turkey and Cheese Box

Sausage and Biscuit

Biscuit and Gravy

Yogurt Grab and Go #2

Yogurt Grab and go #3

Ham & Cheese Wrap Box

CLT Box

Tuna Salad Sandwich Box

Summer Fruit Salad

NO IMAGE

Servings:	250.00	Category:	Fruit
Serving Size:	5.00 Ounce	HACCP Process:	No Cook
Meal Type:	Lunch	Recipe ID:	R-5194

Ingredients

Description	Measurement	Prep Instructions	DistPart #
STRAWBERRY CLAMSHELL 8 MRKN	8 Quart	Trim and Quarter	212768
WATERMELON RED SDLSS 2CT P/L	8 Quart	Trim and Dice into 1/2 inch cubes	326089
MELON MUSK CANTALOUPE 12CT MFC	8 Quart	Clean trim and remove seeds, dice into 1/2 inch Cubes	200565
GRAPES GREEN SEEDLESS 17AVG	8 Quart	Remove off of stem and clean	197858

Preparation Instructions

After fruit is Cleaned and Prepared, mix thoroughly and measure 5 ounces out into a 9 ounce clear cup (792220) CCP: 1. Must wash hands and put on disposable gloves. 2. Must store all fruit at 41° or below 3. Must be used with in 3 days.

SLE Components

Amount Per Serving

Meat	0.00
Grain	0.00
Fruit	0.30
GreenVeg	0.00
RedVeg	0.00
OtherVeg	0.00
Legumes	0.00
Starch	0.00

Nutrition Facts

Servings Per Recipe: 250.00

Serving Size: 5.00 Ounce

Amount Per Serving

Calories	23.68
Fat	0.09g
SaturatedFat	0.02g
Trans Fat	0.00g
Cholesterol	0.00mg
Sodium	3.58mg
Carbohydrates	6.18g

Fiber	0.41g		
Sugar	5.54g		
Protein	0.32g		
Vitamin A	49.62IU	Vitamin C	67.90mg
Calcium	5.21mg	Iron	0.09mg

Broc/Cali/Tom/Car. Cup

NO IMAGE

Servings:	50.00	Category:	Vegetable
Serving Size:	1.00 Cup	HACCP Process:	No Cook
Meal Type:	Lunch	Recipe ID:	R-5195

Ingredients

Description	Measurement	Prep Instructions	DistPart #
CARROT BABY WHL CLEANED 12-2 RSS	6 1/4 Pound	Wash ans set aside to air dry	510637
TOMATO GRAPE SWT 10 MRKN	6 1/4 Pound	Wash and set aside to air dry	129631
BROCCOLI & CAULIF COMBO 2-3 RSS	7 1/2 Pound	Wash and separate and air dry	283339
RANCH LT DIP CUP 100-1Z FLAVOR FRESH	50 Each		499521

Preparation Instructions

CCP:

1. Must wash hands and put on disposable gloves.
2. Must clean all vegetables and air dry.
3. Must keep all vegetables 41° or below.
4. Must be used up with in 3 Days.

Portion:

1oz Broccoli

1oz Cauliflower

2oz Grape Tomato

2oz Baby Carrots

In a clear 9 ounce Cup (792220) place ranch cup on top and lid with a dome lid (820360)

SLE Components

Amount Per Serving

Meat 0.00

Grain 0.00

Fruit	0.00
GreenVeg	0.00
RedVeg	0.98
OtherVeg	0.00
Legumes	0.00
Starch	0.00

Nutrition Facts

Servings Per Recipe: 50.00
Serving Size: 1.00 Cup

Amount Per Serving

Calories	103.84
Fat	6.19g
SaturatedFat	0.03g
Trans Fat	0.00g
Cholesterol	5.00mg
Sodium	176.54mg
Carbohydrates	12.63g
Fiber	2.66g
Sugar	7.54g
Protein	1.14g

Vitamin A	8292.09IU	Vitamin C	9.26mg
Calcium	26.83mg	Iron	0.72mg

Side Salad

NO IMAGE

Servings:	100.00	Category:	Vegetable
Serving Size:	1.00 Cup	HACCP Process:	No Cook
Meal Type:	Lunch	Recipe ID:	R-5208

Ingredients

Description	Measurement	Prep Instructions	DistPart #
LETTUCE ROMAINE HERITAGE BLND 4-2	150 Cup	Wash and let air dry	165761
TOMATO CHERRY 11 MRKN	400 Each	Wash and let air dry	569551
CARROT BABY WHL CLEANED 12-2 RSS	300 Each	Wash and let air dry	510637
RANCH LT DIP CUP 100-1Z FLAVOR FRESH	100 Each		499521
CHEESE CHED MLD SHRD FINE 4-5 GCHC	100 Ounce		191043

Preparation Instructions

No Preparation Instructions available.

SLE Components

Amount Per Serving

Meat	0.00
Grain	0.00
Fruit	0.00
GreenVeg	0.00
RedVeg	1.48
OtherVeg	0.00
Legumes	0.00
Starch	0.00

Nutrition Facts

Servings Per Recipe: 100.00

Serving Size: 1.00 Cup

Amount Per Serving

Calories	234.18
Fat	15.29g
SaturatedFat	5.05g
Trans Fat	0.00g
Cholesterol	35.00mg
Sodium	375.62mg
Carbohydrates	17.24g
Fiber	4.44g
Sugar	10.28g

Protein	9.15g
Vitamin A 12747.90IU	Vitamin C 14.05mg
Calcium 249.98mg	Iron 1.31mg

Refried Beans

NO IMAGE

Servings:	100.00	Category:	Vegetable
Serving Size:	0.50 Cup	HACCP Process:	Same Day Service
Meal Type:	Lunch	Recipe ID:	R-5209

Ingredients

Description	Measurement	Prep Instructions	DistPart #
BEAN REFRD 6-10 GRSZ	4 #10 CAN		293962
SPICE CHILI POWDER MILD 16Z TRDE	3 Tablespoon		331473
SPICE CUMIN GRND 15Z TRDE	3 Tablespoon		273945
SPICE PAPRIKA 16Z TRDE	2 Teaspoon		518331
SPICE ONION POWDER 19Z TRDE	2 Teaspoon		126993
CHEESE CHED MLD SHRD FINE 4-5 GCHC	1 Cup		191043

Preparation Instructions

Directions:

1. Clean top of Cans-CCP

SLE Components

Amount Per Serving

Meat	1.03
Grain	0.00
Fruit	0.00
GreenVeg	0.00
RedVeg	0.00
OtherVeg	0.00
Legumes	0.26

Starch

0.00

Nutrition Facts

Servings Per Recipe: 100.00

Serving Size: 0.50 Cup

Amount Per Serving

Calories	149.48
Fat	2.44g
SaturatedFat	0.72g
Trans Fat	0.00g
Cholesterol	1.20mg
Sodium	566.45mg
Carbohydrates	23.92g
Fiber	6.23g
Sugar	1.03g
Protein	8.57g
Vitamin A 38.40IU	Vitamin C 0.01mg
Calcium 54.69mg	Iron 2.21mg

Mashed Potatoes (Instant)



Servings:	100.00	Category:	Vegetable
Serving Size:	0.50 Cup	HACCP Process:	Same Day Service
Meal Type:	Lunch	Recipe ID:	R-5210

Ingredients

Description	Measurement	Prep Instructions	DistPart #
POTATO PRLS EXCEL 12-26.5Z SMART SERV	6 1/4 Each	RECONSTITUTE 1: Pour 4 Liters (1 gallon plus 1 cup) of hot water (170-190°F) into 6" deep half-size steamtable pan. 2: Add all potatoes and stir for 15 seconds. 3: Let stand for 5 minutes, stir and serve.	146581
BUTTER ALT LIQ NO SOD NT 3-1GAL GCHC	1 7/8 Cup		184622

Preparation Instructions

- 1: Pour 4 Liters (1 gallon plus 1 cup) of hot water (170-190°F) into 6" deep half-size steamtable pan.
- 2: Add all potatoes and stir for 15 seconds. 3: Let stand for 5 minutes, stir and serve. (use hand mixer for ease)
- 3: Add Butter

CCP:

1. Make sure water is from a clean source
2. Make sure water is above 165°
3. keep at 145° or above
4. Use same day

SLE Components

Amount Per Serving

Meat	0.00
Grain	0.00
Fruit	0.00
GreenVeg	0.00
RedVeg	0.00

OtherVeg	0.25
Legumes	0.00
Starch	0.25

Nutrition Facts

Servings Per Recipe: 100.00
Serving Size: 0.50 Cup

Amount Per Serving

Calories	44.53
Fat	4.26g
SaturatedFat	0.84g
Trans Fat	0.05g
Cholesterol	0.00mg
Sodium	9.00mg
Carbohydrates	1.33g
Fiber	0.09g
Sugar	0.00g
Protein	0.19g

Vitamin A	35.30IU	Vitamin C	0.95mg
Calcium	0.80mg	Iron	0.02mg

Carrot Sticks



Servings:	100.00	Category:	Vegetable
Serving Size:	0.50 Cup	HACCP Process:	No Cook
Meal Type:	Lunch	Recipe ID:	R-5211

Ingredients

Description	Measurement	Prep Instructions	DistPart #
CARROT BABY WHL CLEANED 12-2 RSS	1/2 Cup		510637

Preparation Instructions

Directions:

clean carrots hold in cooler

CCP: Hold for cold service at 41° F or lower.

Serve 6 sticks = 1/2 cup carrots in correct container

CCP: Hold for cold service at 41° F or lower.

Notes:

SLE Components

Amount Per Serving

Meat	0.00
Grain	0.00
Fruit	0.00
GreenVeg	0.00
RedVeg	0.01
OtherVeg	0.00
Legumes	0.00
Starch	0.00

Nutrition Facts

Servings Per Recipe: 100.00

Serving Size: 0.50 Cup

Amount Per Serving

Calories	0.40
Fat	0.00g
SaturatedFat	0.00g
Trans Fat	0.00g
Cholesterol	0.00mg
Sodium	0.88mg
Carbohydrates	0.09g
Fiber	0.03g
Sugar	0.05g
Protein	0.01g

Vitamin A	156.38IU	Vitamin C	0.03mg
Calcium	0.36mg	Iron	0.01mg

Beans Baked MTG

NO IMAGE

Servings:	50.00	Category:	Vegetable
Serving Size:	0.50 Cup	HACCP Process:	Same Day Service
Meal Type:	Lunch	Recipe ID:	R-5212

Ingredients

Description	Measurement	Prep Instructions	DistPart #
BEAN BKD K TTL BRN SUGAR 6-10 HRTHSTN	25/28 #10 CAN		822477

Preparation Instructions

Directions:

WASH HANDS.

1. Open can and pour beans into steam table pan(s).
2. Heat through.
3. Serve.

CCP: HOT FOOD HELD FOR LATER SERVICE MUST MAINTAIN A MINIMUM INTERNAL TEMPERATURE OF 135°F.

Child Nutrition: 1/2 cup provides= 1/2 cup beans/peas

Updated December 2013

Notes:

SLE Components

Amount Per Serving

Meat	0.00
Grain	0.00
Fruit	0.00
GreenVeg	0.00
RedVeg	0.00
OtherVeg	0.00
Legumes	0.23

Starch

0.00

Nutrition Facts

Servings Per Recipe: 50.00

Serving Size: 0.50 Cup

Amount Per Serving

Calories	50.65		
Fat	0.23g		
SaturatedFat	0.00g		
Trans Fat	0.00g		
Cholesterol	0.00mg		
Sodium	156.54mg		
Carbohydrates	10.13g		
Fiber	2.76g		
Sugar	3.22g		
Protein	2.30g		
Vitamin A	0.00IU	Vitamin C	0.00mg
Calcium	18.42mg	Iron	0.66mg

Steamed Broccoli

NO IMAGE

Servings:	100.00	Category:	Vegetable
Serving Size:	0.50 Cup	HACCP Process:	Same Day Service
Meal Type:	Lunch	Recipe ID:	R-5213

Ingredients

Description	Measurement	Prep Instructions	DistPart #
SEASONING GARLIC HRB NO SALT 19Z TRDE	1/4 Cup		565164
BUTTER ALT LIQ NO SOD NT 3-1GAL GCHC	1/2 Cup		184622
BROCCOLI CUTS IQF 30 KE	100 Cup		359010

Preparation Instructions

Directions:

Place frozen broccoli in 4 inch serving pan

Add seasoning and Margarine

Place in steam oven for 10 minutes or till

CCP: Heat to 135° F or higher.

CCP: Heat to 135° F or higher.

CCP: Hold at 135° F or higher.

Notes:

SLE Components

Amount Per Serving

Meat	0.00
Grain	0.00
Fruit	0.00
GreenVeg	1.00
RedVeg	0.00
OtherVeg	0.00

Legumes	0.00
Starch	0.00

Nutrition Facts


Servings Per Recipe: 100.00
Serving Size: 0.50 Cup

Amount Per Serving

Calories	42.48
Fat	1.12g
SaturatedFat	0.22g
Trans Fat	0.01g
Cholesterol	0.00mg
Sodium	20.00mg
Carbohydrates	4.48g
Fiber	2.00g
Sugar	2.00g
Protein	1.00g

Vitamin A	9.34IU	Vitamin C	30.00mg
Calcium	20.00mg	Iron	0.00mg

Dinner Roll



Servings:	180.00	Category:	Grain
Serving Size:	1.00 Each	HACCP Process:	Same Day Service
Meal Type:	Lunch	Recipe ID:	R-5235

Ingredients

Description	Measurement	Prep Instructions	DistPart #
DOUGH ROLL DNNR WGRAIN 180-2.1Z RICH	180 Each	Prepare sheet pans with parchment paper and pan spray, slack out over night in the cooler. Next day pull product out of cooler place in proof box for 2 hrs.	152131

Preparation Instructions

Directions:

1. Prepare Sheet pans with parchment paper and pan liners
2. Slack out product over night in cooler
3. Move from cooler to Proof Box for 2hrs
4. Bake at 375° for 10-12 min or in till golden brown.

CCP:

Wash hands and put in new disposable gloves, keep hot foods above 135°

Toss any extras.

SLE Components

Amount Per Serving

Meat	0.00
Grain	1.75
Fruit	0.00
GreenVeg	0.00
RedVeg	0.00
OtherVeg	0.00
Legumes	0.00
Starch	0.00

Nutrition Facts

Servings Per Recipe: 180.00

Serving Size: 1.00 Each

Amount Per Serving	
Calories	140.00
Fat	2.50g
SaturatedFat	0.50g
Trans Fat	0.00g
Cholesterol	0.00mg
Sodium	190.00mg
Carbohydrates	24.00g

Fiber	5.00g		
Sugar	3.00g		
Protein	6.00g		
Vitamin A	0.01IU	Vitamin C	4.99mg
Calcium	12.44mg	Iron	0.49mg

Chicken Alfredo

NO IMAGE

Servings:	54.00	Category:	Entree
Serving Size:	3.00 Cup	HACCP Process:	Same Day Service
Meal Type:	Lunch	Recipe ID:	R-6197

Ingredients

Description	Measurement	Prep Instructions	DistPart #
CHIX STRP FAJT SEAS FC 8-4.99 TYS	3 1/2 Pound	BAKE Appliances vary, adjust accordingly. Conventional Oven 25-30 minutes at 350°F from frozen. CONVECTION Appliances vary, adjust accordingly. Convection Oven 5-8 minutes in a single layer at 400°F from frozen. MICROWAVE Appliances vary, adjust accordingly. Microwave Oven 3 1 2 to 4 minutes on HIGH power from frozen; hold 1 minute.	150160
Tap Water for Recipes	72 Ounce	Hot 190° or above	000001WTR
SAUCE ALFREDO FZ 6-5 JTM	5 Pound	Thawed	155661
CHEESE MOZZ 2 SHRD FTHR 4-5 PG	1 Cup		421812
PASTA PENNE RIGATE 51 WGRAIN 2-10	3 Pound		221482

Preparation Instructions

Directions:

1. Preheat Convection oven to 300°
2. Lightly Spray bottom and sides of 4" hotel pan with pan spray

3. pour Alfredo in the middle of pan
4. Add hot water and whisk ingredients
5. Add Dry pasta and mix well
6. Cover pan with foil
7. Remove pan after 30 Min and blend chicken, and Mozzarella
8. cover and bake for 10 min

CCP:

keep all cold foods 41° or under

keep all frozen foods 0° or under

and keep all hot foods at 135° to 145°

SLE Components

Amount Per Serving

Meat	1.52
Grain	0.89
Fruit	0.00
GreenVeg	0.00
RedVeg	0.00
OtherVeg	0.00
Legumes	0.00
Starch	0.00

Nutrition Facts

Servings Per Recipe: 54.00

Serving Size: 3.00 Cup

Amount Per Serving

Calories	217.14		
Fat	7.58g		
SaturatedFat	3.38g		
Trans Fat	0.00g		
Cholesterol	44.53mg		
Sodium	434.22mg		
Carbohydrates	23.04g		
Fiber	1.78g		
Sugar	3.32g		
Protein	13.95g		
Vitamin A	193.92IU	Vitamin C	0.00mg
Calcium	171.98mg	Iron	4.57mg

Canned Fruit Pineapple Chunk



Servings:	103.00	Category:	Fruit
Serving Size:	0.50 Cup	HACCP Process:	No Cook
Meal Type:	Lunch	Recipe ID:	R-6199

Ingredients

Description	Measurement	Prep Instructions	DistPart #
PINEAPPLE CHUNKS IN JCE 6-10 GFS	1/2 Cup		189952

Preparation Instructions

Directions:

CCP: Hold for cold service at 41° F or lower.

Open Can fruit

place under refrigeration

Serve with 4 oz spoodle

WASH HANDS.

1. Wash top of can before opening.
2. Open can and drain off liquid.
3. Portion into serving dishes and chill.

CCP: COLD FOODS HELD FOR LATER SERVICE MUST NOT EXCEED A MAXIMUM INTERNAL TEMPERATURE OF 41°F.

4. Serve using a 4 oz spoodle.

Child Nutrition: 4z spoodle = 1/2c fruit

Updated October 201

SLE Components

Amount Per Serving

Meat	0.00
Grain	0.00
Fruit	0.00
GreenVeg	0.00

RedVeg	0.00
OtherVeg	0.00
Legumes	0.00
Starch	0.00

Nutrition Facts			
Servings Per Recipe: 103.00			
Serving Size: 0.50 Cup			
Amount Per Serving			
Calories	0.78		
Fat	0.00g		
SaturatedFat	0.00g		
Trans Fat	0.00g		
Cholesterol	0.00mg		
Sodium	0.10mg		
Carbohydrates	0.17g		
Fiber	0.02g		
Sugar	0.17g		
Protein	0.00g		
Vitamin A	0.00IU	Vitamin C	0.12mg
Calcium	0.00mg	Iron	0.00mg

Chilled Peaches



Servings:	1.00	Category:	Fruit
Serving Size:	0.50 Cup	HACCP Process:	No Cook
Meal Type:	Lunch	Recipe ID:	R-6201

Ingredients

Description	Measurement	Prep Instructions	DistPart #
PEACH SLCD XL/S 6-10 GFS	1/2 Cup		224448

Preparation Instructions

Directions:

CCP: Hold for cold service at 41° F or lower.

Open Can fruit

place under refrigeration

Serve with 4 oz spoodle

Notes:

WASH HANDS.

1. Wash top of can before opening.
2. Open can and drain off liquid.
3. Portion into serving dishes and chill.

CCP: COLD FOODS HELD FOR LATER SERVICE MUST NOT EXCEED A MAXIMUM INTERNAL TEMPERATURE OF 41°F.

4. Serve using a 4 oz spoodle.

Child Nutrition: 4z spoodle = 1/2c fruit

Updated October 201

SLE Components

Amount Per Serving

Meat	0.00
Grain	0.00
Fruit	0.50

GreenVeg	0.00
RedVeg	0.00
OtherVeg	0.00
Legumes	0.00
Starch	0.00

Nutrition Facts

Servings Per Recipe: 1.00
Serving Size: 0.50 Cup

Amount Per Serving

Calories	60.00
Fat	0.00g
SaturatedFat	0.00g
Trans Fat	0.00g
Cholesterol	0.00mg
Sodium	10.00mg
Carbohydrates	14.00g
Fiber	1.00g
Sugar	13.00g
Protein	1.00g

Vitamin A	200.00IU	Vitamin C	1.20mg
Calcium	0.00mg	Iron	0.00mg

Canned Fruit Mandarin Oranges



Servings:	180.00	Category:	Fruit
Serving Size:	0.50 Cup	HACCP Process:	No Cook
Meal Type:	Lunch	Recipe ID:	R-6203

Ingredients

Description	Measurement	Prep Instructions	DistPart #
ORANGES MAND IN JCE 6-10 GFS	180 .50 cup	BAKE	612448

Preparation Instructions

Directions:

CCP: Hold for cold service at 41° F or lower.

Open Can fruit

place under refrigeration

Serve with 4 oz spoodle

Notes:

SLE Components

Amount Per Serving

Meat	0.00
Grain	0.00
Fruit	1.83
GreenVeg	0.00
RedVeg	0.00
OtherVeg	0.00
Legumes	0.00
Starch	0.00

Nutrition Facts

Servings Per Recipe: 180.00

Serving Size: 0.50 Cup

Amount Per Serving

Calories	120.00
Fat	0.00g
SaturatedFat	0.00g
Trans Fat	0.00g
Cholesterol	0.00mg
Sodium	20.00mg
Carbohydrates	28.00g
Fiber	0.00g
Sugar	22.00g
Protein	2.00g

Vitamin A	16.00IU	Vitamin C	60.00mg
Calcium	4.00mg	Iron	4.00mg

Pears Canned

NO IMAGE

Servings:	100.00	Category:	Fruit
Serving Size:	0.50 Cup	HACCP Process:	No Cook
Meal Type:	Lunch	Recipe ID:	R-6205

Ingredients

Description	Measurement	Prep Instructions	DistPart #
PEAR SLCD XL/S 6-10 GFS	6 #10 CAN		262706

Preparation Instructions

Directions:

WASH HANDS.

1. Wash top of can before opening.
2. Open can and drain off liquid.
3. Portion into serving dishes and chill.

CCP: COLD FOODS HELD FOR LATER SERVICE MUST NOT EXCEED A MAXIMUM INTERNAL TEMPERATURE OF 41°F.

4. Serve using a 4z spoodle.

Child Nutrition: 4z spoodle = 1/2 c. fruit

Updated October 2013

Notes:

SLE Components

Amount Per Serving

Meat	0.00
Grain	0.00
Fruit	0.78
GreenVeg	0.00
RedVeg	0.00
OtherVeg	0.00
Legumes	0.00

Starch

0.00

Nutrition Facts

Servings Per Recipe: 100.00

Serving Size: 0.50 Cup

Amount Per Serving

Calories	108.64		
Fat	0.00g		
SaturatedFat	0.00g		
Trans Fat	0.00g		
Cholesterol	0.00mg		
Sodium	15.52mg		
Carbohydrates	26.38g		
Fiber	1.55g		
Sugar	23.28g		
Protein	0.00g		
Vitamin A	0.00IU	Vitamin C	0.00mg
Calcium	0.00mg	Iron	0.00mg

Oranges MTG

NO IMAGE

Servings:	138.00	Category:	Fruit
Serving Size:	1.00 Each	HACCP Process:	No Cook
Meal Type:	Lunch	Recipe ID:	R-6206

Ingredients

Description	Measurement	Prep Instructions	DistPart #
ORANGES NAVEL/VALENCIA FCY 138CT MRKN	139 3/8 Cup		198021

Preparation Instructions

Directions:

WASH HANDS.

WASH ALL FRESH PRODUCE UNDER COOL RUNNING WATER. DRAIN WELL.

1. Cut orange into 4 wedges. Serve.

CCP: COLD FOODS HELD FOR LATER SERVICE MUST NOT EXCEED A MINIMUM INTERNAL TEMPERATURE OF 41°F.

Child Nutrition: 1 orange = 1/2c fruit

Updated October 2013

Notes:

1. wash and quarter
2. place in a 9oz clear cup with dome lid

SLE Components

Amount Per Serving

Meat	0.00
Grain	0.00
Fruit	1.01
GreenVeg	0.00
RedVeg	0.00
OtherVeg	0.00
Legumes	0.00

Starch

0.00

Nutrition Facts

Servings Per Recipe: 138.00

Serving Size: 1.00 Each

Amount Per Serving

Calories 89.08

Fat 0.51g

SaturatedFat 0.10g

Trans Fat 0.00g

Cholesterol 0.00mg

Sodium 0.00mg

Carbohydrates 21.21g

Fiber 4.55g

Sugar 0.00g

Protein 1.92g

Vitamin A 418.14IU **Vitamin C** 88.17mg

Calcium 72.72mg **Iron** 0.16mg

Applesauce Unsweetened MTG



Servings:	96.00	Category:	Fruit
Serving Size:	1.00 Each	HACCP Process:	No Cook
Meal Type:	Lunch	Recipe ID:	R-6211

Ingredients

Description	Measurement	Prep Instructions	DistPart #
APPLESAUCE UNSWT CUP 96-4.5Z P/L	24/25 Each		753911

Preparation Instructions

Directions:

WASH HANDS.

CCP: COLD FOOD HELD FOR LATER SERVICE MUST NOT EXCEED A MAXIMUM INTERNAL TEMPERATURE OF 41°F.

SLE Components

Amount Per Serving

Meat	0.00
Grain	0.00
Fruit	0.50
GreenVeg	0.00
RedVeg	0.00
OtherVeg	0.00
Legumes	0.00
Starch	0.00

Nutrition Facts

Servings Per Recipe: 96.00

Serving Size: 1.00 Each

Amount Per Serving

Calories	0.50		
Fat	0.00g		
SaturatedFat	0.00g		
Trans Fat	0.00g		
Cholesterol	0.00mg		
Sodium	0.00mg		
Carbohydrates	0.14g		
Fiber	0.01g		
Sugar	0.12g		
Protein	0.00g		
Vitamin A	0.00IU	Vitamin C	0.00mg
Calcium	0.05mg	Iron	0.00mg

Peas , Frozen

NO IMAGE

Servings:	42.00	Category:	Vegetable
Serving Size:	0.50 Cup	HACCP Process:	Same Day Service
Meal Type:	Lunch	Recipe ID:	R-6214

Ingredients

Description	Measurement	Prep Instructions	DistPart #
PEAS GREEN IQF 30 GFS	1	BAKE	285660
BUTTER ALT LIQ NO SOD NT 3-1GAL GCHC	1 Tablespoon		184622

Preparation Instructions

Directions:

Place 10.5 # of frozen peas in a 4" steam table pan

Pour 4 oz of melted Margarine over peas

Store in refrigerator till time to steam.

CCP: Heat to 145° F or higher for at least 15 Seconds

Hold in steam table

CCP: Hold at 135° F or higher.

Notes:

SLE Components

Amount Per Serving

Meat	0.00
Grain	0.00
Fruit	0.00
GreenVeg	0.50
RedVeg	0.00
OtherVeg	0.00
Legumes	0.00

Nutrition Facts

Servings Per Recipe: 42.00

Serving Size: 0.50 Cup

Amount Per Serving**Calories** 5.49**Fat** 0.33g**SaturatedFat** 0.07g**Trans Fat** 0.00g**Cholesterol** 0.00mg**Sodium** 3.55mg**Carbohydrates** 0.43g**Fiber** 0.14g**Sugar** 0.14g**Protein** 0.18g**Vitamin A** 3.06IU **Vitamin C** 0.36mg**Calcium** 0.00mg **Iron** 0.21mg

Grapes Red MTG

NO IMAGE

Servings:	100.00	Category:	Fruit
Serving Size:	0.50 Cup	HACCP Process:	No Cook
Meal Type:	Lunch	Recipe ID:	R-6218

Ingredients

Description	Measurement	Prep Instructions	DistPart #
GRAPES GREEN SEEDLESS 17AVG	25 Pound		197858

Preparation Instructions

Directions:

WASH HANDS.

WASH ALL FRESH PRODUCE UNDER COOL RUNNING WATER. DRAIN WELL.

1. Wash grapes under cool running water, drain well.

CCP: COLD FOODS HELD FOR LATER SERVICE MUST NOT EXCEED A MAXIMUM INTERNAL TEMPERATURE OF 41°F.

2. Portion into serving dishes using 4 oz spoodle.

Child Nutrition: 4z spoodle = 1/2c fruit

Updated October 2013

Notes:

SLE Components

Amount Per Serving

Meat	0.00
Grain	0.00
Fruit	0.25
GreenVeg	0.00
RedVeg	0.00
OtherVeg	0.00
Legumes	0.00

Starch

0.00

Nutrition Facts

Servings Per Recipe: 100.00

Serving Size: 0.50 Cup

Amount Per Serving

Calories 28.13

Fat 0.13g

SaturatedFat 0.03g

Trans Fat 0.00g

Cholesterol 0.00mg

Sodium 0.83mg

Carbohydrates 7.33g

Fiber 0.37g

Sugar 6.67g

Protein 0.27g

Vitamin A 42.00IU **Vitamin C** 1.68mg

Calcium 5.88mg **Iron** 0.12mg

Banana

NO IMAGE

Servings:	150.00	Category:	Fruit
Serving Size:	1.00 Each	HACCP Process:	No Cook
Meal Type:	Lunch	Recipe ID:	R-6219

Ingredients

Description	Measurement	Prep Instructions	DistPart #
BANANA TURNING SNGL 150CT 40 P/L	150 Each		197769

Preparation Instructions

Directions:

Notes:

SLE Components

Amount Per Serving

Meat	0.00
Grain	0.00
Fruit	1.00
GreenVeg	0.00
RedVeg	0.00
OtherVeg	0.00
Legumes	0.00
Starch	0.00

Nutrition Facts

Servings Per Recipe: 150.00

Serving Size: 1.00 Each

Amount Per Serving			
Calories	105.00		
Fat	0.40g		
SaturatedFat	0.10g		
Trans Fat	0.00g		
Cholesterol	0.00mg		
Sodium	1.20mg		
Carbohydrates	27.00g		
Fiber	3.10g		
Sugar	14.00g		
Protein	1.30g		
Vitamin A	75.52IU	Vitamin C	10.27mg
Calcium	5.90mg	Iron	0.31mg

Carrot/Celery Cup



Servings:	100.00	Category:	Vegetable
Serving Size:	1.00 Each	HACCP Process:	No Cook
Meal Type:	Lunch	Recipe ID:	R-6295

Ingredients

Description	Measurement	Prep Instructions	DistPart #
CARROT BABY WHL CLEANED 12-2 RSS	18 Pound		510637
CELERY STIX 4-3 RSS	18 Pound		781592
RANCH LT DIP CUP 100-1Z FLAVOR FRESH	1 Each		499521

Preparation Instructions

Wash Hands:

1. Get fresh Vegetable out of cooler
2. Wash Vegetable off
3. Portion 3oz of each in a 9 ounce clear cup (792220)
4. Place a ranch on top
5. Place dome lid on top (820360)
6. place back in cooler

CCP:

keep all Vegetable under 41°

do not keep out more than 4hrs

SLE Components

Amount Per Serving

Meat	0.00
Grain	0.00
Fruit	0.00
GreenVeg	0.00

RedVeg	0.96
OtherVeg	0.66
Legumes	0.00
Starch	0.00

Nutrition Facts

Servings Per Recipe: 100.00
Serving Size: 1.00 Each

Amount Per Serving

Calories	42.35
Fat	0.29g
SaturatedFat	0.07g
Trans Fat	0.00g
Cholesterol	0.05mg
Sodium	130.23mg
Carbohydrates	9.40g
Fiber	3.72g
Sugar	5.19g
Protein	1.07g

Vitamin A	11625.75IU	Vitamin C	4.65mg
Calcium	58.80mg	Iron	0.89mg

Corn



Servings:	100.00	Category:	Vegetable
Serving Size:	0.50 Cup	HACCP Process:	Same Day Service
Meal Type:	Lunch	Recipe ID:	R-6297

Ingredients

Description	Measurement	Prep Instructions	DistPart #
CORN CUT IQF 30 KE	15 Pound		283730
MARGARINE LIQUID 2-17.5 GFS	3/4 Cup		266965

Preparation Instructions

Directions:

WASH HANDS.

1. Place vegetables not more than 3-4 inches deep in stainless steel inset pans. Perforated pans provide the best circulation, but if cooking liquid needs to be retained use solid pans.
2. Cook vegetables in steamer for 10-15 minutes (5-6 psi) or 5-10 minutes (12-15 psi) or until just tender.

CCP: FINAL INTERNAL COOKING TEMPERATURE MUST REACH A MINIMUM OF 135°F FOR A MINIMUM OF 15 SECONDS.

CCP: HOT FOODS HELD FOR LATER SERVICE MUST MAINTAIN A MINIMUM INTERNAL TEMPERATURE OF 135°F.

3. Serve using a 4 oz spoodle.

Child Nutrition: 1/2 cup serving provides= 1/2 cup starchy vegetable

Updated October 2013

Notes:

SLE Components

Amount Per Serving

Meat	0.00
Grain	0.00

Fruit	0.00
GreenVeg	0.00
RedVeg	0.00
OtherVeg	0.00
Legumes	0.00
Starch	0.11

Nutrition Facts


Servings Per Recipe: 100.00
Serving Size: 0.50 Cup

Amount Per Serving

Calories	34.39
Fat	1.54g
SaturatedFat	0.24g
Trans Fat	0.00g
Cholesterol	0.00mg
Sodium	20.32mg
Carbohydrates	4.70g
Fiber	0.45g
Sugar	0.45g
Protein	0.67g

Vitamin A	82.39IU	Vitamin C	0.54mg
Calcium	0.00mg	Iron	0.08mg

Potato Wedges



Servings:	160.00	Category:	Vegetable
Serving Size:	3.00 Ounce	HACCP Process:	Same Day Service
Meal Type:	Lunch	Recipe ID:	R-6303

Ingredients

Description	Measurement	Prep Instructions	DistPart #
FRIES WDG 8CUT CRSPY OVEN R/SOD 6-5	3 Ounce		174251

Preparation Instructions

Keep Frozen, cook at 375° for 10-12 min or 165° is reached or desired

1 case

SLE Components

Amount Per Serving

Meat	0.00
Grain	0.00
Fruit	0.00
GreenVeg	0.00
RedVeg	0.00
OtherVeg	0.00
Legumes	0.00
Starch	0.50

Nutrition Facts

Servings Per Recipe: 160.00

Serving Size: 3.00 Ounce

Amount Per Serving			
Calories	0.78		
Fat	0.03g		
SaturatedFat	0.00g		
Trans Fat	0.00g		
Cholesterol	0.00mg		
Sodium	0.91mg		
Carbohydrates	0.13g		
Fiber	0.01g		
Sugar	0.00g		
Protein	0.01g		
Vitamin A	0.00IU	Vitamin C	0.02mg
Calcium	0.00mg	Iron	0.00mg

Creamy Cole Slaw



Servings:	100.00	Category:	Vegetable
Serving Size:	0.50 Cup	HACCP Process:	No Cook
Meal Type:	Lunch	Recipe ID:	R-6304

Ingredients

Description	Measurement	Prep Instructions	DistPart #
COLE SLAW DCD W/CARRT 1/4 4-5 RSS	3 Gallon		293148
DRESSING COLE SLAW 4-1GAL GCHC	3 1/2 Cup		106992
VINEGAR WHT DISTILLED 5 4-1GAL GFS	1/4 Cup		629640

Preparation Instructions

Directions:

Combine dressing and slaw mix

For 50 servings, use 1 pan. For 100 servings, use 2 pans.

CCP: Cool to 41° F or lower within 4 hours. Cover. Refrigerate until ready to serve.

Mix lightly before serving. Portion

Notes:

1: *See Marketing Guide.

2: Special Tips:

3: 1) For best results, shred cabbage and store overnight; add dressing just before serving.

4: 2) If recipe is prepared in advance, the yield will be reduced.

SLE Components	
Amount Per Serving	
Meat	0.00
Grain	0.00
Fruit	0.00
GreenVeg	0.00
RedVeg	0.00

OtherVeg	0.50
Legumes	0.00
Starch	0.00

Nutrition Facts

Servings Per Recipe: 100.00
Serving Size: 0.50 Cup

Amount Per Serving

Calories	45.92
Fat	2.80g
SaturatedFat	0.42g
Trans Fat	0.00g
Cholesterol	2.80mg
Sodium	78.56mg
Carbohydrates	5.52g
Fiber	0.64g
Sugar	4.28g
Protein	0.32g

Vitamin A	336.00IU	Vitamin C	1.92mg
Calcium	12.80mg	Iron	0.12mg

Lettuce, Tomatoes, Trim

NO IMAGE

Servings:	100.00	Category:	Vegetable
Serving Size:	1.00 Each	HACCP Process:	No Cook
Meal Type:	Lunch	Recipe ID:	R-6306

Ingredients

Description	Measurement	Prep Instructions	DistPart #
TOMATO RANDOM 2 25 MRKN	100 Slice		508616
ONION VIDALIA SWT 10 P/L	100 Slice		558133
LETTUCE LEAF GRN WASHED TRMD 2-5 RSS	100 Each		702595

Preparation Instructions

Directions:

Wash and clean lettuce leaves

place in serving pan hold in cooler till serving time

Batch serve

CCP: Hold for cold service at 41° F or lower.

Wash and clean tomatoes slice into 5 slices 1/4 inch thick

Hold in cooler till serving

Serve 2 slices =1/4 cup

CCP: Hold for cold service at 41° F or lower.

CCP: Hold for cold service at 41° F or lower.

1 leaf of lettuce

2 slices of tomatoe

CCP: Hold for cold service at 41° F or lower.

1 lettuce leaf =1/2 cup

2 slices tomatoes 1/8 in =1/4 cup

Note: Lettuce 1/2 cup=1/4 cup

Notes:

SLE Components

Amount Per Serving

Meat	0.00
Grain	0.00
Fruit	0.00
GreenVeg	0.00
RedVeg	1.00
OtherVeg	0.00
Legumes	0.00
Starch	0.00

Nutrition Facts

Servings Per Recipe: 100.00

Serving Size: 1.00 Each

Amount Per Serving

Calories	34.07
Fat	0.43g
SaturatedFat	0.10g
Trans Fat	0.00g
Cholesterol	0.00mg
Sodium	11.61mg
Carbohydrates	7.33g
Fiber	2.33g
Sugar	5.05g
Protein	1.73g
Vitamin A 2165.86IU	Vitamin C 25.54mg
Calcium 21.44mg	Iron 0.57mg

MC Special

NO IMAGE

Servings:	1.00	Category:	Entree
Serving Size:	1.00 Each	HACCP Process:	Complex Food Prep
Meal Type:	Lunch	Recipe ID:	R-6423

Ingredients

Description	Measurement	Prep Instructions	DistPart #
CHIX BRST GRLLD CKD NAE 3Z 2-5 TYS	1 Each	CONVECTION Appliances vary, adjust accordingly. Convection Oven From frozen, place the breast filets on a lined (non-stick) sheet pan with a small amount of water. Completely cover with foil. Place in a pre-heated, 350°F convection oven for approximately 16-20 minutes. MICROWAVE Appliances vary, adjust accordingly. Microwave From frozen, place 1 or 2 filets on a microwave safe plate and cover completely with cling wrap plastic wrap. Heat in microwave on highest setting for approximately 2-3 minutes.	152121
SAUCE CHS QUESO BLANCO FZ 6-5 JTM	2 Ounce		722110
RICE BRN PERFECTED 25 UBEN	1/2 Cup		146404

Preparation Instructions

1. sprinkle taco seasoning on frozen chicken, 2. bake chicken at 375° for 10-12min 3. cook rice 4. steam queso to internal temp of 165° is met for 15 sec. Directions, place 4oz of rice in the bottom of a 12oz bowl. place chicken in on an angel, and spoon 2oz of cheese over top of chicken and cheese.

SLE Components

Amount Per Serving

Meat	3.50
Grain	4.00
Fruit	0.00

GreenVeg	0.00
RedVeg	0.00
OtherVeg	0.00
Legumes	0.00
Starch	0.00

Nutrition Facts

Servings Per Recipe: 1.00
Serving Size: 1.00 Each

Amount Per Serving

Calories	578.00		
Fat	14.50g		
SaturatedFat	5.80g		
Trans Fat	0.00g		
Cholesterol	90.00mg		
Sodium	753.00mg		
Carbohydrates	75.00g		
Fiber	4.00g		
Sugar	0.00g		
Protein	37.00g		

Vitamin A	400.00IU	Vitamin C	0.00mg
Calcium	222.00mg	Iron	1.44mg

Sub Combo/ Ham

NO IMAGE

Servings:	1.00	Category:	Entree
Serving Size:	1.00 Each	HACCP Process:	No Cook
Meal Type:	Lunch	Recipe ID:	R-6430

Ingredients

Description	Measurement	Prep Instructions	DistPart #
HAM BUFFET SHAVE 2-11AVG HRML	3 1/2 Ounce		533408
CHEESE AMER 160CT SLCD 4-5 GCHC	28 Gram		271411
BUN SUB SLCD WGRAIN 5 12-8CT GFS	1 Each		276142

Preparation Instructions

Directions:

Place 3.5oz slices of ham and 2 slices of cheese on each hoagie bun

If sandwiches or wraps are assembled in advance cover trays with plastic or wrap indiv in wrap

CCP: Hold for cold service at 41° F or lower.

Notes:

SLE Components

Amount Per Serving

Meat	7.00
Grain	2.00
Fruit	0.00
GreenVeg	0.00
RedVeg	0.00
OtherVeg	0.00
Legumes	0.00
Starch	0.00

Nutrition Facts

Servings Per Recipe: 1.00

Serving Size: 1.00 Each

Amount Per Serving	
Calories	1795.00
Fat	131.50g
SaturatedFat	86.25g
Trans Fat	0.00g
Cholesterol	393.75mg
Sodium	6305.00mg
Carbohydrates	47.25g
Fiber	3.00g

Sugar	9.25g
Protein	90.00g
Vitamin A 5600.00IU	Vitamin C 0.00mg
Calcium 2180.00mg	Iron 2.43mg

Hot Dog on WG Bun



Servings:	100.00	Category:	Entree
Serving Size:	1.00 Each	HACCP Process:	Same Day Service
Meal Type:	Lunch	Recipe ID:	R-6432

Ingredients

Description	Measurement	Prep Instructions	DistPart #
BUN HOT DOG WHEAT WHL 12-12CT GFS	100 Each		517830
FRANK TKY/BEEF R/SOD 8/ 4-5 KE	100 Each	BOIL boil to internal temp of 165	570662

Preparation Instructions

Directions:

WASH HANDS.

1. Place 1 hot dog in each bun.

Convection oven: 350°F

Conventional oven: 400°F

CCP: FINAL INTERNAL COOKING TEMPERATURE MUST REACH A MINIMUM OF 165°F, HELD FOR A MINIMUM OF 15 SECONDS.

2. Serve within 3 hours.

3. Serve with ketchup packet (optional).

CCP: HOT FOOD HELD FOR LATER SERVICE MUST MAINTAIN A MINIMUM INTERNAL TEMPERATURE OF 135°F.

Child Nutrition: 1 Each provides= 1.5 oz eq grains, 2 oz meat/meat alternate

Updated January 2016

Notes:

SLE Components

Amount Per Serving

Meat	2.00
-------------	------

Grain	1.50
Fruit	0.00
GreenVeg	0.00
RedVeg	0.00
OtherVeg	0.00
Legumes	0.00
Starch	0.00

Nutrition Facts

Servings Per Recipe: 100.00
Serving Size: 1.00 Each

Amount Per Serving

Calories	250.00
Fat	12.50g
SaturatedFat	4.00g
Trans Fat	0.00g
Cholesterol	50.00mg
Sodium	415.00mg
Carbohydrates	25.00g
Fiber	4.00g
Sugar	5.00g
Protein	11.00g

Vitamin A	0.00IU	Vitamin C	0.00mg
Calcium	110.67mg	Iron	1.60mg

Turkey and Cheese Box

NO IMAGE

Servings:	1.00	Category:	Entree
Serving Size:	1.00 Each	HACCP Process:	No Cook
Meal Type:	Lunch	Recipe ID:	R-6567

Ingredients

Description	Measurement	Prep Instructions	DistPart #
CHEESE AMER 160CT SLCD 4-5 GCHC	1 Slice		271411
BUN SUB SLCD WGRAIN 5 12-8CT GFS	1 Each		276142
6-2 PREM SMKD SLCD TURKEY 8482	3 1/5 Ounce		572632
CHIP HARV CHED 64-LSSV SUNCHIP	1 Package	READY_TO_EAT Use code date on bag to rotate product so the oldest product is consumed first. Place on display rack or include in catering box lunches. Contact PepsiCo Foodservice for display equipment options.	712440
APPLE, GRANNY SMITH, FRESH	1 Each	READY_TO_EAT	110543
CARROT BABY WHL CLEANED 12-2 RSS	4 Ounce		510637
RANCH LT DIP CUP 100-1Z FLAVOR FRESH	1 Each		499521
MAYONNAISE LT PKT 200- 12GM GFS	2 Each		188741
MUSTARD PKT 200-1/5Z HNZ	2 Each		109908

Preparation Instructions

Directions:

Assemble Slice Deli Turkey 3.2 oz

cheese slice 2 each

Hoagie Bun 1 each

Assemble sandwich's using:

3.2 oz Deli Turkey

2 slices cheese

1 Hoagie Bun

CCP: Hold for cold service at 41° F or lower.

Notes:

in a clear 8" clam shell (659003) put sandwich, chips, apple, carrots with ranch, mayo and mustard.

SLE Components

Amount Per Serving

Meat	0.00
Grain	4.00
Fruit	1.00
GreenVeg	0.00
RedVeg	1.33
OtherVeg	0.00
Legumes	0.00
Starch	0.00

Nutrition Facts

Servings Per Recipe: 1.00

Serving Size: 1.00 Each

Amount Per Serving			
Calories		651.93	
Fat		30.83g	
SaturatedFat		6.40g	
Trans Fat		0.14g	
Cholesterol		33.50mg	
Sodium		1172.00mg	
Carbohydrates		83.83g	
Fiber		11.33g	
Sugar		21.33g	
Protein		13.37g	
Vitamin A	15855.69IU	Vitamin C	3.05mg
Calcium	215.31mg	Iron	3.59mg

Sausage and Biscuit

NO IMAGE

Servings:	1.00	Category:	Entree
Serving Size:	1.00 Each	HACCP Process:	Same Day Service
Meal Type:	Breakfast	Recipe ID:	R-6673

Ingredients

Description	Measurement	Prep Instructions	DistPart #
SAUSAGE PTY CKD 250-1.2Z COMM	1 Each	BAKE Conventional oven: from frozen state, bake in preheated 350 degree f conventional oven for 8-10 minutes. Convection oven: from frozen state, bake in preheated 350 degree f convection oven for 5-8 minutes. Microwave: on high for about 1 minute 15 seconds. Times given are approximate. Ovens vary. Adjust accordingly.	109000
DOUGH BISCUIT WGRAIN 216-2.1Z RICH	1 Each	BAKE 1. KEEP PRODUCT FROZEN AT 0 F TO -10 F UNTIL READY TO USE. 2. PAN FROZEN DOUGH ON PAPER LINED SHEET PAN. FULL SHEET PAN: INDIVIDUAL - 8 X 5; CLUSTERED - HONEYCOMB OF 51. HALF SHEET PAN: INDIVIDUAL - 5 X 4; CLUSTERED - HONEYCOMB OF 21. * LEAVE ABOUT 1 4" SPACE BETWEEN THE BISCUITS WHEN CLUSTERED 3. BAKE UNTIL GOLDEN BROWN. CONVENTIONAL OVEN: 375 F - 12 TO 16 MINUTES. CONVECTION OVEN: 325 F - 8 TO 12 MINUTES FOR INDIVIDUAL PANNED AND 12 TO 16 MINUTES FOR CLUSTERED. BAKE TIMES WILL VARY DUE TO OVENS. ADJUST TIMES ACCORDINGLY.	237390

Preparation Instructions

No Preparation Instructions available.

SLE Components

Amount Per Serving

Meat	1.00
Grain	2.00
Fruit	0.00
GreenVeg	0.00

RedVeg	0.00
OtherVeg	0.00
Legumes	0.00
Starch	0.00

Nutrition Facts			
Servings Per Recipe: 1.00			
Serving Size: 1.00 Each			
Amount Per Serving			
<hr/>			
Calories	240.00		
Fat	13.00g		
SaturatedFat	6.00g		
Trans Fat	0.00g		
Cholesterol	25.00mg		
Sodium	640.00mg		
Carbohydrates	22.00g		
Fiber	3.00g		
Sugar	2.00g		
Protein	11.00g		
<hr/>			
Vitamin A	0.00IU	Vitamin C	0.00mg
Calcium	60.00mg	Iron	1.44mg
<hr/>			

Biscuit and Gravy

NO IMAGE

Servings:	1.00	Category:	Entree
Serving Size:	1.00 Each	HACCP Process:	Same Day Service
Meal Type:	Breakfast	Recipe ID:	R-7433

Ingredients

Description	Measurement	Prep Instructions	DistPart #
GRAVY MIX BISC 6-1.5 PION	2 Ounce	See package	281719
DOUGH BISCUIT WGRAIN 216-2.1Z RICH	1 Each	BAKE 1. KEEP PRODUCT FROZEN AT 0 F TO -10 F UNTIL READY TO USE. 2. PAN FROZEN DOUGH ON PAPER LINED SHEET PAN. FULL SHEET PAN: INDIVIDUAL - 8 X 5; CLUSTERED - HONEYCOMB OF 51. HALF SHEET PAN: INDIVIDUAL - 5 X 4; CLUSTERED - HONEYCOMB OF 21. * LEAVE ABOUT 1 4" SPACE BETWEEN THE BISCUITS WHEN CLUSTERED 3. BAKE UNTIL GOLDEN BROWN. CONVENTIONAL OVEN: 375 F - 12 TO 16 MINUTES. CONVECTION OVEN: 325 F - 8 TO 12 MINUTES FOR INDIVIDUAL PANNED AND 12 TO 16 MINUTES FOR CLUSTERED. BAKE TIMES WILL VARY DUE TO OVENS. ADJUST TIMES ACCORDINGLY.	237390

Preparation Instructions

No Preparation Instructions available.

SLE Components

Amount Per Serving

Meat	0.00
Grain	2.00
Fruit	0.00
GreenVeg	0.00
RedVeg	0.00
OtherVeg	0.00
Legumes	0.00

Starch

0.00

Nutrition Facts

Servings Per Recipe: 1.00

Serving Size: 1.00 Each

Amount Per Serving

Calories 215.00

Fat 10.00g

SaturatedFat 5.50g

Trans Fat 0.00g

Cholesterol 0.00mg

Sodium 620.00mg

Carbohydrates 28.00g

Fiber 3.00g

Sugar 3.00g

Protein 4.00g

Vitamin A 0.00IU **Vitamin C** 0.00mg

Calcium 40.00mg **Iron** 1.08mg

Yogurt Grab and Go #2

NO IMAGE

Servings:	1.00	Category:	Entree
Serving Size:	1.00 Each	HACCP Process:	No Cook
Meal Type:	Breakfast	Recipe ID:	R-7437

Ingredients

Description	Measurement	Prep Instructions	DistPart #
YOGURT VAR PK N/F 48-4Z LTN FIT	1 Each		765020
CEREAL CINN TOAST R/S BWL 96CT GENM	1 Each	READY_TO_EAT Ready to eat dry cereal in a portable, easy-to-serve bowl.	365790
JUICE BOX ORNG TANGR 100 40- 4.23FLZ	1 Each		698251
PASTRY POP-TART WGRAIN FUDG 120-1CT	1 Each		452062
APPLE DELICIOUS RED 113CT MRKN	1 Each		197696

Preparation Instructions

No Preparation Instructions available.

SLE Components

Amount Per Serving

Meat	0.00
Grain	2.25
Fruit	1.00
GreenVeg	0.00
RedVeg	0.00
OtherVeg	0.00
Legumes	0.00

Starch

0.00

Nutrition Facts

Servings Per Recipe: 1.00

Serving Size: 1.00 Each

Amount Per Serving

Calories 476.60

Fat 6.20g

SaturatedFat 1.50g

Trans Fat 0.00g

Cholesterol 5.00mg

Sodium 426.30mg

Carbohydrates 103.00g

Fiber 9.10g

Sugar 53.00g

Protein 8.30g

Vitamin A 1369.12IU **Vitamin C** 10.69mg

Calcium 407.68mg **Iron** 5.55mg

Yogurt Grab and go #3



Servings:	1.00	Category:	Entree
Serving Size:	1.00 Each	HACCP Process:	No Cook
Meal Type:	Breakfast	Recipe ID:	R-7438

Ingredients

Description	Measurement	Prep Instructions	DistPart #
YOGURT VAR PK N/F 48-4Z LTN FIT	1 Each		765020
CEREAL LUCKY CHARMS WGRAIN BWL 96CT	1 Package	READY_TO_EAT Ready to eat dry cereal in a portable, easy-to-serve bowl.	265811
JUICE BOX GRP 100 40-4.23FLZ	1 Each		698211
PASTRY POP-TART WGRAIN CINN 120-1CT	1 Piece		695880
BANANA TURNING SNGL 150CT 40 P/L	1 Each		197769

Preparation Instructions

No Preparation Instructions available.

SLE Components

Amount Per Serving

Meat	0.00
Grain	2.25
Fruit	1.00
GreenVeg	0.00
RedVeg	0.00
OtherVeg	0.00
Legumes	0.00
Starch	0.00


Nutrition Facts

Servings Per Recipe: 1.00
Serving Size: 1.00 Each

Amount Per Serving	
Calories	535.00
Fat	4.40g
SaturatedFat	1.10g
Trans Fat	0.00g
Cholesterol	5.00mg
Sodium	446.20mg
Carbohydrates	118.00g

Fiber	8.10g		
Sugar	65.00g		
Protein	9.30g		
Vitamin A	1475.52IU	Vitamin C	16.27mg
Calcium	305.90mg	Iron	6.61mg

Ham & Cheese Wrap Box



Servings:	1.00	Category:	Entree
Serving Size:	1.00 Each	HACCP Process:	No Cook
Meal Type:	Lunch	Recipe ID:	R-7493

Ingredients

Description	Measurement	Prep Instructions	DistPart #
CHEESE AMER 160CT SLCD R/F 6-5 LOL	3 Slice		722360
TORTILLA FLOUR ULTRGR 8 18-12CT	1 Each		882700
TURKEY HAM SLCD 12-1 JENNO	3 Slice		556121
CHIP NACHO REDC FAT 72- 1Z DORITOS	1 Each	READY_TO_EAT Use code date on bag to rotate product so the oldest product is consumed first. Use in your to go menu, place on display rack or include in catering box lunches. Contact PepsiCo Foodservice for display equipment options.	456090
CARROT SNACK CLEANED 200-1Z RSS	2 Package		613967
APPLE DELICIOUS RED 113CT MRKN	1 Each		197696
RANCH LT DIP CUP 100-1Z FLAVOR FRESH	1 Each		499521

Preparation Instructions

Directions:

Assemble Slice Deli Turkey Jennie-O

6 slices = 2oz

2cheese slice=1oz

Wrap 1 each

Wrap in Paperstore in refg

CCP: Hold at 135° F or higher.

Assemble sandwich's using:

3.2 oz Deli Turkey

3 slices cheese

CCP: Hold for cold service at 41° F or lower.

Notes:

SLE Components

Amount Per Serving

Meat	3.00
Grain	2.75
Fruit	0.50
GreenVeg	0.00
RedVeg	0.50
OtherVeg	0.00
Legumes	0.00
Starch	0.00

Nutrition Facts

Servings Per Recipe: 1.00

Serving Size: 1.00 Each

Amount Per Serving

Calories	694.10		
Fat	24.45g		
SaturatedFat	8.50g		
Trans Fat	0.00g		
Cholesterol	57.50mg		
Sodium	1553.30mg		
Carbohydrates	100.00g		
Fiber	17.10g		
Sugar	32.50g		
Protein	27.30g		
Vitamin A	69.12IU	Vitamin C	6.79mg
Calcium	464.68mg	Iron	2.99mg

CLT Box



Servings:	1.00	Category:	Entree
Serving Size:	1.00 Each	HACCP Process:	No Cook
Meal Type:	Lunch	Recipe ID:	R-7576

Ingredients

Description	Measurement	Prep Instructions	DistPart #
CHIX BRST GRLLD CKD NAE 3Z 2-5 TYS	1 Each	<p>CONVECTION Appliances vary, adjust accordingly. Convection Oven From frozen, place the breast filets on a lined (non-stick) sheet pan with a small amount of water. Completely cover with foil. Place in a pre-heated, 350°F convection oven for approximately 16-20 minutes.</p> <p>MICROWAVE Appliances vary, adjust accordingly. Microwave From frozen, place 1 or 2 filets on a microwave safe plate and cover completely with cling wrap plastic wrap. Heat in microwave on highest setting for approximately 2-3 minutes.</p>	152121
TOMATO SLCD 1/4 5 RSS	2 Slice		786535
LETTUCE LEAF GRN WASHED TRMD 2-5 RSS	1 Piece		702595
CHEESE CHED MLD SHRD FINE 4-5 GCHC	1 Ounce		191043
TORTILLA FLOUR ULTRGR 8 18-12CT	1 Each		882700
CHIP NACHO REDC FAT 72-1Z DORITOS	1 Ounce	<p>READY TO EAT Use code date on bag to rotate product so the oldest product is consumed first. Use in your to go menu, place on display rack or include in catering box lunches. Contact PepsiCo Foodservice for display equipment options.</p>	456090
APPLE DELICIOUS RED 113CT MRKN	1 Each		197696

Description	Measurement	Prep Instructions	DistPart #
CARROT SNACK CLEANED 200-1Z RSS	2 Package		613967
RANCH LT DIP CUP 100- 1Z FLAVOR FRESH	1 Each		499521

Preparation Instructions

No Preparation Instructions available.

SLE Components

Amount Per Serving

Meat	2.50
Grain	2.75
Fruit	0.50
GreenVeg	0.00
RedVeg	0.50
OtherVeg	0.00
Legumes	0.00
Starch	0.00

Nutrition Facts

Servings Per Recipe: 1.00

Serving Size: 1.00 Each

Amount Per Serving

Calories	775.38
Fat	27.81g
SaturatedFat	9.53g
Trans Fat	0.00g
Cholesterol	95.00mg
Sodium	1156.81mg
Carbohydrates	100.88g
Fiber	17.71g
Sugar	32.25g
Protein	38.76g
Vitamin A 1077.20IU	Vitamin C 12.47mg
Calcium 402.80mg	Iron 3.33mg

Tuna Salad Sandwich Box

NO IMAGE

Servings:	48.00	Category:	Entree
Serving Size:	1.00 Each	HACCP Process:	No Cook
Meal Type:	Lunch	Recipe ID:	R-7587

Ingredients

Description	Measurement	Prep Instructions	DistPart #
TUNA CHNK LT POUCH 6-43Z STARK	68 1/2 Ounce		852554
ONION VIDALIA SWT 10 P/L	10 Ounce		558133
CELERY STALK 24 SZ 6CT MRKN	5 Ounce		170895
PICKLE DILL SLCD HAMB 4-1GAL GFS	9 Ounce		149195
EGG HARD CKD PLD DRY PK 12-12CT PAP	8 Each		853800
DRESSING SALAD LT 4-1GAL GFS	1 3/8 Quart		429422
BUN SUB SLCD WGRAIN 5 12-8CT GFS	48 Each		276142
CHIP NACHO REDC FAT 72-1Z DORITOS	1 Package	READY_TO_EAT Use code date on bag to rotate product so the oldest product is consumed first. Use in your to go menu, place on display rack or include in catering box lunches. Contact PepsiCo Foodservice for display equipment options.	456090
APPLE DELICIOUS RED 113CT MRKN	1 Each		197696
CARROT SNACK CLEANED 200-1Z RSS	2 Package		613967

Description	Measurement	Prep Instructions	DistPart #
RANCH LT DIP CUP 100-1Z FLAVOR FRESH	1 Each		499521

Preparation Instructions

Directions:

Drain and flake tuna.

Combine tuna, onions, celery, pickle relish, dry mustard, eggs (optional), and salad dressing or mayonnaise. Mix lightly until well blended.

CCP: Cool to 41° F or lower within 4 hours. Cover and refrigerate until ready to use.

Spread No. 8 scoop (½ cup) of tuna salad on 1 slice of bread. Top with second slice of bread. Cut each sandwich diagonally in half. Cover. Refrigerate until ready to serve.

Portion is 1 sandwich (2 halves).

Notes:

1: * See Marketing Guide

SLE Components

Amount Per Serving

Meat	0.33
Grain	2.03
Fruit	0.01
GreenVeg	0.00
RedVeg	0.01
OtherVeg	0.10
Legumes	0.00
Starch	0.00

Nutrition Facts

Servings Per Recipe: 48.00

Serving Size: 1.00 Each

Amount Per Serving			
Calories			579.67
Fat			10.51g
SaturatedFat			0.78g
Trans Fat			0.00g
Cholesterol			217.95mg
Sodium			1869.45mg
Carbohydrates			35.93g
Fiber			3.53g
Sugar			8.93g
Protein			81.44g
Vitamin A	59.49IU	Vitamin C	0.81mg
Calcium	92.92mg	Iron	6.13mg