

*convenient, quality*

**FRUITS + VEGETABLES**

*for every day*



# beans + southern peas



UPC	SAP#	PRODUCT	CASE PACK	NET WEIGHT (oz.)	DRAIN WEIGHT (oz.)	VEGETABLE EQUIVALENT	SERVINGS PER UNIT (CAN, PACKAGE)	CATEGORY	MADE IN THE U.S.A.	SODIUM (mg)	GLUTEN FREE	KOSHER STATUS	SERVING WEIGHT (g)	TOTAL CALORIES	CALORIES FROM FAT	TOTAL FAT (g)	0g TRANSFAT	CHOLESTEROL (mg)	TOATL CARBS (g)	DIETARY FIBER (g)	DIETARY FIBER %DV	SUGARS (g)	PROTEIN (g)
<b>INGREDIENT BEANS</b>																							
034700572130	2003632	Allens™ Blackeye Peas	6	109	68	½ cup	18.85		✓	140	GF	✓	125g	90	5	0	✓	0	16	4	16%	0	6
034700622132	2003671	Allens Blackeye Peas w/ Snaps	6	109	68	½ cup	18.85		✓	140	GF	✓	128g	100	5	0	✓	0	18	4	16%	1	6
034700412139	2003258	Allens Dark Red Kidney Beans	6	111	68	½ cup	19.45		✓	140	GF	✓	125g	110	5	0	✓	0	20	6	24%	2	6
034700332130	2003077	Allens Red Beans	6	111	68	½ cup	15.95		✓	140	GF	✓	130g	110	10	1	✓	0	20	6	24%	1	6
034700342139	2003090	Allens Navy Beans	6	111	68	½ cup	17		✓	140	GF	✓	130g	100	5	0.5	✓	0	19	9	36%	1	6
034700362137	2003205	Allens Great Northern Beans	6	111	68	½ cup	16.2		✓	140	GF	✓	130g	110	5	0.5	✓	0	19	7	28%	1	7
034700742137	2003769	Allens Garbanzo Beans - No Sulphites	6	111	70	½ cup	21		✓	140	GF	✓	125g	130	20	2	✓	0	20	6	24%	1	7
034700322131	2003041	Allens Black Beans	6	111	68	½ cup	13.9		✓	140	GF	✓	128g	120	10	1.5	✓	0	20	9	36%	1	6
034700352138	2003102	Allens Pinto Beans	6	111	68	½ cup	18.6		✓	140	GF	✓	128g	120	0	0	✓	0	21	9	36%	1	7
034700352107	2003101	Allens Pinto Beans w/ Garlic	6	111	68	½ cup	18.6		✓	270	GF	✓	128g	110	0	0	✓	0	20	6	23%	0	7
034700372136	2003232	Allens Green & White Lima Beans	6	111	68	½ cup	21.2		✓	140	GF	✓	128g	110	5	0	✓	0	20	5	20%	1	6
034700513157	2003578	Allens Medium Green Limas	6	111	68	½ cup	21.2		✓	140	GF	✓	128g	110	5	0	✓	0	20	5	20%	1	6



# beans + southern peas

UPC	SAP#	PRODUCT	CASE PACK	NET WEIGHT (oz.)	DRAIN WEIGHT (oz.)	VEGETABLE EQUIVALENT	SERVINGS PER UNIT (CAN, PACKAGE)	CATEGORY	MADE IN THE U.S.A.	SODIUM (mg)	GLUTEN FREE	KOSHER STATUS	SERVING WEIGHT (g)	TOTAL CALORIES	CALORIES FROM FAT	TOTAL FAT (g)	0g TRANSFAT	CHOLESTEROL (mg)	TOTAL CARBS (g)	DIETARY FIBER (g)	DIETARY FIBER %DV	SUGARS (g)	PROTEIN (g)
<b>VALUE-ADDED BEANS</b>																							
024000243793	2004379	Del Monte® Kitchen Crafted Sriracha Pinto Beans	6	112	62	½ cup	21		✓	380	<b>GF</b>	✓	130	130	0	0	✓	0	24	8	32%	4	7
024000243786	2004378	Del Monte Kitchen Crafted BBQ Baked Beans	6	115	68	½ cup	21		✓	360	<b>GF</b>	✓	130	170	5	0.5	✓	0	34	8	32%	12	7
034700352183	2003121	Allens Refried Beans	6	112	N/A	½ cup	24.8		✓	140	<b>GF</b>		130	120	20	2	✓	0	20	6	5%	1	6
034700352152	2003115	Allens Vegetarian Refried Beans	6	112	N/A	½ cup	24.8		✓	140	<b>GF</b>	✓	130	120	20	2	✓	0	19	5	20%	1	6
034700972138	2004079	Allens Chili Beans	6	111	68	½ cup	23.55		✓	480	<b>GF</b>	✓	129	120	10	1	✓	0	21	7	28%	2	7
034700782133	2003896	Allens Mexican Style Chili Beans	6	111	68	½ cup	23.55		✓	470	<b>GF</b>	✓	128	90	5	0.5	✓	0	19	5	20%	0	3
034700422190	2003342	Allens Vegetarian Baked Beans	6	115	68	½ cup	23.55		✓	440	<b>GF</b>	✓	128	150	10	1	✓	0	30	6	24%	10	6
034700422176	2003337	Allens Baked Beans	6	115	68	½ cup	24.45		✓	590	<b>GF</b>	✓	129	150	15	1.5	✓	0	29	5	20%	11	6
034700444130	2003448	Allens Vegetarian Beans	6	112	68	½ cup	23.55		✓	460	<b>GF</b>	✓	129	130	10	1	✓	0	23	7	28%	5	6
034700442082	2003444	Allens Low Sodium Vegetarian Beans	6	112	68	½ cup	23.55		✓	140	<b>GF</b>	✓	130	130	10	1	✓	0	23	7	28%	5	6
034700422145	2003328	Wagon Master® Pork & Beans in Tomato Sauce	6	112	68	½ cup	24.45		✓	540	<b>GF</b>		129	120	5	0.5	✓	0	22	7	28%	3	6
034700422169	2003336	Happy Chef® Pork & Beans in Light Tomato Sauce	6	112	68	½ cup	24.45		✓	560	<b>GF</b>		130	110	5	0.5	✓	0	21	7	28%	3	6
<b>HUMMUS</b>																							
034700745121	2003795	Sager Creek Classic Hummus	12	31	N/A	½ cup	7.75		✓	190	<b>GF</b>	✓	39	90	60	6	✓	0	7	2	8%	1	3

# vegetables

UPC	SAP#	PRODUCT	CASE PACK	NET WEIGHT (oz.)	DRAIN WEIGHT (oz.)	VEGETABLE EQUIVALENT	SERVINGS PER UNIT (CAN, PACKAGE)	CATEGORY	MADE IN THE U.S.A.	SODIUM (mg)	GLUTEN FREE	KOSHER STATUS	SERVING WEIGHT (g)	TOTAL CALORIES	CALORIES FROM FAT	TOTAL FAT (g)	0g TRANSFAT	CHOLESTEROL (mg)	TOTAL CARBS (g)	DIETARY FIBER (g)	DIETARY FIBER %DV	SUGARS (g)	PROTEIN (g)
<b>ROOT VEGETABLES</b>																							
034700082134	2002732	Princella® Syrup Pack Selected Cut Yams	6	110	71.5	½ cup	16.9		✓	7	GF	✓	121	75	0	0	✓	0	17	1.5	6%	7	1
034700082165	2002752	Allens Water Pack Selected Cut Yams	6	110	71.5	½ cup	16.9		✓	11	GF	✓	121	115	0	0	✓	0	26	2	9%	1.5	2
034700082133	2002754	Happy Chef Cut Yams	6	110	71.5	½ cup	16.9		✓	7	GF	✓	121	75	0	0	✓	0	17	1.5	6%	7	1
034700092164	2002755	Princella Mashed Yams	6	111	N/A	½ cup	24.55		✓	12	GF	✓	109	85	5	0.5	✓	0	17	3	12%	7	1
034700103181	2002824	Allens Candied Yams	6	112	71.5	½ cup	16.9		✓	0	GF	✓	139	150	5	0.5	✓	0	35	3	12%	23	1
03470092132	2004026	Allens Small Sliced Carrots	6	105	67	½ cup	18.6		✓	140	GF	✓	127	35	0	0	✓	0	8	3	12%	4	1
034700932132	2004030	Allens Medium Sliced Carrots	6	105	67	½ cup	18.6		✓	140	GF	✓	127	35	0	0	✓	0	8	3	12%	4	1
034700952130	2004069	Allens Diced Carrots	6	105	70	½ cup	17.15		✓	5	GF	✓	128	30	0	0	✓	0	6	3	12%	3	1
034700130507	2002837	Allens 60-80 ct Whole White Potatoes	6	109	74	½ cup	21.7		✓	140	GF	✓	166	80	0	0	✓	0	18	1	4%	0	2
034700130903	2002844	Allens 90-110 ct Whole White Potatoes	6	109	74	½ cup	21.7		✓	140	GF	✓	166	80	0	0	✓	0	18	1	4%	0	2
034700142135	2002883	Allens Sliced White Potatoes	6	106	69	½ cup	22.1		✓	105	GF	✓	122	55	0	0	✓	0	11	1.5	6%	1	1
034700152134	2002914	Allens Diced White Potatoes	6	105	69	½ cup	19.95		✓	105	GF	✓	125	53	0	0	✓	0	11	1.5	6%	1	1



STARCHY    
 RED/ORANGE    
 BEANS+PEAS    
 DARK GREEN



vegetables

UPC	SAP#	PRODUCT	CASE PACK	NET WEIGHT (oz.)	DRAIN WEIGHT (oz.)	VEGETABLE EQUIVALENT	SERVINGS PER UNIT (CAN, PACKAGE)	CATEGORY	MADE IN THE U.S.A.	SODIUM (mg)	GLUTEN FREE	KOSHER STATUS	SERVING WEIGHT (g)	TOTAL CALORIES	CALORIES FROM FAT	TOTAL FAT (g)	0g TRANSFAT	CHOLESTEROL (mg)	TOTAL CARBS (g)	DIETARY FIBER (g)	DIETARY FIBER %DV	SUGARS (g)	PROTEIN (g)
<b>SOUTHERN GREEN VEGETABLES</b>																							
034700062136	2002393	Popeye® Leafy Spinach	6	99	58.4	½ cup	12.6		✓	60	GF	✓	121	30	5	0.5	✓	0	3	3	12%	0	3
034700052137	2002396	Popeye Chopped Spinach	6	99	58.4	½ cup	12.6		✓	60	GF	✓	121	30	5	0.5	✓	0	3	3	12%	0	3
034700212135	2002383	Allens Turnip Greens	6	101	58.4	½ cup	13.8		✓	15	GF	✓	121	20	0	0	✓	0	4	2	8%	0	1
034700212132	2002376	Allens Collard Greens	6	101	58.4	½ cup	13.6		✓	50	GF	✓	116	25	0	0	✓	0	3	2	8%	1	2
034700192130	2002379	Allens Mustard Greens	6	101	58.4	½ cup	10.15		✓	30	GF	✓	118	25	0	0	✓	0	4	3	12%	1	2
034700202136	2002953	Allens Leaf Turnip Greens	6	101	58.4	½ cup	13.8		✓	15	GF	✓	121	20	0	0	✓	0	4	2	8%	0	1
034700212133	2002980	Allens Kale Greens	6	101	58.4	½ cup	13.35		✓	65	GF	✓	116	30	5	0.5	✓	0	4	3	12%	1	2
034700262130	2003009	Allens Mixed Greens	6	101	58.4	½ cup	13.6		✓	15	GF	✓	121	20	0	0	✓	0	4	2	8%	0	1
034700282138	2003026	Allens Turnip Greens w/ Diced Turnips	6	101	58.4	½ cup	13.8		✓	15	GF	✓	119	20	5	0.5	✓	0	3	2	8%	0	1
034700212128	2002954	Allens Seasoned Turnip Greens	6	101	56	½ cup	13.8		✓	400	GF	✓	118	35	5	0.5	✓	0	5	2	8%	2	2
034700242125	2002988	Allens Seasoned Collard Greens	6	101	56	½ cup	13.6		✓	400	GF	✓	118	30	5	0	✓	0	5	2	8%	2	1
<b>SOUTHERN SPECIALTY VEGETABLES</b>																							
034700582139	2003657	Allens Purple Hull Peas	6	109	68	½ cup	18.85		✓	140	GF	✓	130	100	5	0.5	✓	0	16	4	16%	0	6
034700632131	2003679	Allens East Texas Fair® Tiny Field Peas w/ Snaps	6	111	68	½ cup	18.8		✓	140	GF	✓	128	140	5	0.5	✓	0	24	6	24%	0	9
034700632148	2003680	Allens Field Peas w/ Snaps	6	109	68	½ cup	18.8		✓	140	GF	✓	128	100	5	0	✓	0	18	4	16%	0	6
034700762135	2003862	Allens Golden Hominy	6	111	72	½ cup	24.59		✓	450	GF	✓	128	70	5	0.5	✓	0	16	1	4%	1	1
034700752136	20038005	Allens White Hominy	6	111	72	½ cup	24.59		✓	450	GF	✓	128	70	5	0.5	✓	0	15	1	4%	1	1

# vegetables


















UPC	SAP#	PRODUCT	CASE PACK	NET WEIGHT (oz.)	DRAIN WEIGHT (oz.)	VEGETABLE EQUIVALENT	SERVINGS PER UNIT (CAN, PACKAGE)	CATEGORY	MADE IN THE U.S.A.	SODIUM (mg)	GLUTEN FREE	KOSHER STATUS	SERVING WEIGHT (g)	TOTAL CALORIES	CALORIES FROM FAT	TOTAL FAT (g)	0g TRANSFAT	CHOLESTEROL (mg)	TOTAL CARBS (g)	DIETARY FIBER (g)	DIETARY FIBER %DV	SUGARS (g)	PROTEIN (g)
<b>CORE VEGETABLES</b>																							
034700012247	2002331	Allens 4 Sv Cut Green Beans	6	106	60	½ cup	22.65		✓	140	GF	✓	125	25	0	0	✓	0	4	2	8%	1	1
034700012230	2002501	Allens Seasoned Green Beans	6	106	60	½ cup	22.65		✓	630	GF	✓	125	25	5	0.5	✓	0	4	3	12%	0	1
034700012261	2002525	Allens Veri-Green Cut Green Beans	6	106	60	½ cup	22.65		✓	350	GF	✓	120	20	0	0	✓	0	4	2	8%	1	1
034700012278	2002528	Allens No Salt Added Cut Green Beans	6	106	60	½ cup	22.65		✓	15	GF	✓	120	20	0	0	✓	0	3	2	8%	2	1
034700012247	2002537	Allens Blended Sieve Cut Green Beans	6	106	60	½ cup	22.65		✓	140	GF	✓	125	25	0	0	✓	0	4	2	8%	1	1
003470001242	2002534	Happy Chef Blended Sieve Cut Green Beans	6	106	60	½ cup	22.65		✓	140	GF	✓	125	25	0	0	✓	0	4	2	8%	1	1
034700012469	2002555	Happy Chef Short Cut Green Beans	6	106	60	½ cup	22.65		✓	140	GF	✓	125	25	0	0	✓	0	4	2	8%	1	1
034700012551	2002558	Allens Italian Green Beans	6	105	60	½ cup	17.55		✓	140	GF	✓	119	20	0	0	✓	0	4	2	8%	1	1
034700012575	2002572	Allens Seasoned Italian Cut Green Beans	6	106	60	½ cup	17.55		✓	600	GF	✓	128	40	0	0	✓	0	6	2	8%	2	0
024000000362	2001562	Del Monte® Blue Lake Cut Green Beans	6	101	N/A	½ cup	22.65		✓	290	GF	✓	121	20	0	0	✓	0	4	1	4%	1	1
024000065811	2001577	Bonanza™ Green Beans Mixed Short Cut Blue Lake	6	101	N/A	½ cup	22.65		✓	380	GF	✓	121	20	0	0	✓	0	4	1	4%	1	1
034700472133	2002332	Allens 3sv Sweet Peas	6	105	70	½ cup	18.35		✓	140	GF	✓	129	90	5	0.5	✓	0	16	6	24%	4	4
034700472133	2002333	Allens 4 sv Sweet Peas	6	105	70	½ cup	18.35		✓	140	GF	✓	129	90	5	0.5	✓	0	16	6	24%	4	4
034700472133	2002334	Allens Mixed sv Sweet Peas	6	105	70	½ cup	18.35		✓	140	GF	✓	129	90	5	0.5	✓	0	16	6	24%	4	4
070522472159	2002335	Happy Chef Mixed sv Sweet Peas	6	105	70	½ cup	18.35		✓	140	GF	✓	129	90	5	0.5	✓	0	16	6	24%	4	4
034700882130	2003965	Allens Peas & Carrots	6	108	71	½ cup	20.65	OTHER	✓	140	GF	✓	125	60	5	0	✓	0	11	6	24%	4	3
024000014079	2001662	Del Monte Fancy Sweet Peas	6	105	N/A	½ cup	18.35		✓	380	GF	✓	125	80	0	0	✓	0	16	4	16%	6	4
034700692135	2003691	Allens Cream Style Corn	6	106	N/A	½ cup	23.2		✓	280	GF	✓	125	100	10	1	✓	0	21	2	8%	4	2
034700702131	2002336	Allens Whole Kernel Corn, Low Sodium	6	106	72	½ cup	19.8		✓	140	GF	✓	125	90	5	1	✓	0	18	2	8%	4	3
024000015383	2001733	Del Monte WK Gold Corn SS	6	106	N/A	½ cup	19.8		✓	320	GF	✓	125	60	10	1	✓	0	13	2	8%	7	1

# tomatoes



UPC	SAP#	PRODUCT	CASE PACK	NET WEIGHT (oz.)	DRAIN WEIGHT (oz.)	VEGETABLE EQUIVALENT	SERVINGS PER UNIT (CAN, PACKAGE)	CATEGORY	MADE IN THE U.S.A.	SODIUM (mg)	GLUTEN FREE	KOSHER STATUS	SERVING WEIGHT (g)	TOTAL CALORIES	CALORIES FROM FAT	TOTAL FAT (g)	0g TRANSFAT	CHOLESTEROL (mg)	TOTAL CARBS (g)	DIETARY FIBER (g)	DIETARY FIBER %DV	SUGARS (g)	PROTEIN (g)
<b>FULLY PREPARED TOMATO SAUCE</b>																							
024000356711	2001720	Contadina® Deluxe Marinara Sauce	6	106	N/A	½ cup	23.95		✓	540		✓	125	70	10	1.5	✓	0	12	2	8%	8	1
024000356646	2001718	Contadina Deluxe Spaghetti Sauce	6	106	N/A	½ cup	23.95		✓	620		✓	126	70	15	1.5	✓	0	12	2	10%	3	2
024000356742	2001742	Contadina Deluxe Pizza Sauce	6	106	N/A	¼ cup	47.9		✓	190		✓	63	30	0	0	✓	0	6	2	8%	3	1
<b>SPEED SCRATCH TOMATO SAUCE</b>																							
024000355127	2001582	Contadina Fully Prepared Pizza Sauce - Bag	6	0.75 gal	N/A	¼ cup	7.65lb		✓	290		✓	63	30	0	0	✓	0	7	2	8%	4	1
024000356773	2001757	Contadina Fully Prepared Pizza Sauce - Can	6	106	N/A	¼ cup	47.9		✓	290		✓	63	30	0	0	✓	0	7	2	8%	4	1
024000356766	2001672	Contadina Brand Marinara Sauce - Can	6	105	N/A	½ cup	23.95		✓	630		✓	124	40	5	0.5	✓	0	8	2	8%	4	2
024000356650	2001684	Contadina Brand Spaghetti Sauce - Can	6	105	N/A	½ cup	23.95		✓	560		✓	125	70	15	1.5	✓	0	12	2	9%	7	2
024000356872	2001663	Contadina Tomato Sauce	6	105	N/A	¼ cup	50.7		✓	280		✓	61	20	0	0	✓	0	4	1	4%	2	1
<b>BULK TOMATOES</b>																							
024000356844	2001796	Contadina Tomato Paste	6	111	N/A	½ cup	96		✓	20		✓	33	30	0	0	✓	0	6	2	8%	4	1
024000356851	2001771	Del Monte Tomato Puree	6	106	N/A	½ cup	48		✓	20		✓	63	30	0	0	✓	0	7	2	8%	4	1
024000356882	2001585	Del Monte Diced Tomatoes in Juice	6	102	N/A	½ cup	24.6		✓	260		✓	126	30	0	0	✓	0	6	1	4%	3	1
<b>KETCHUP</b>																							
024000011392	2000445	Del Monte Tomato Ketchup - 12/14 oz. bottles	12	14	N/A	N/A	N/A	N/A	✓	160		✓	17 (1 Tbsp)	15	0	0	✓	0	4	0	0%	3	0

# canned fruit

UPC	SAP#	PRODUCT	CASE PACK	NET WEIGHT (oz.)	DRAIN WEIGHT (oz.)	FRUIT EQUIVALENT	SERVINGS PER UNIT (CAN, PACKAGE)	CATEGORY	MADE IN THE U.S.A.	SODIUM (mg)	GLUTEN FREE	KOSHER STATUS	SERVING WEIGHT (g)	TOTAL CALORIES	CALORIES FROM FAT	TOTAL FAT (g)	0g TRANSFAT	CHOLESTEROL (mg)	TOTAL CARBS (g)	DIETARY FIBER (g)	DIETARY FIBER %DV	SUGARS (g)	PROTEIN (g)	
<b>BULK PACKED IN JUICE</b>																								
024000040368	2001683	Del Monte Diced Yellow Clingstone Peaches in Pear Juice from Concentrate	6	106	N/A	¼ cup	48.6		✓	5	<b>GF</b>	✓	62	30	0	0	✓	0	7	0.5	2%	6.5	0	
024000068614	2001676	Del Monte Sliced Yellow Clingstone Peaches in Pear Juice from Concentrate	6	105	N/A	¼ cup	50		✓	2.5	<b>GF</b>	✓	62	30	0	0	✓	0	6.5	0.5	2%	6.5	0	
024000068324	2001651	Del Monte Fruit Cocktail in Pear Juice from Concentrate	6	105	N/A	¼ cup	46.9		✓	2.5	<b>GF</b>		62	30	0	0	✓	0	7.5	0.5	2%	6	0	
024000222023	2002202	Del Monte Diced Pears in Pear Juice from Concentrate	6	105	N/A	¼ cup	47.6		✓	2.5	<b>GF</b>	✓	62	30	0	0	✓	0	8	1	4%	6.5	0	
024000222030	2002203	Del Monte Slice Pears in Pear Juice from Concentrate	6	105	N/A	¼ cup	49.7		✓	2.5	<b>GF</b>	✓	62	30	0	0	✓	0	7.5	1	4%	6.5	0	
<b>BULK PACKED IN LIGHT SYRUP</b>																								
024000016332	2001759	Del Monte Fruit Cocktail	6	106	N/A	¼ cup	46.9		✓	2.5	<b>GF</b>		63	40	0	0	✓	0	9.5	0.5	2%	7.5	0	
024000116964	2001690	Del Monte Mixed Fruit	6	106	N/A	¼ cup	48.6		✓	2.5	<b>GF</b>	✓	63	40	0	0	✓	0	10.5	0.5	2%	8.5	0	
024000020339	2001707	Del Monte Diced Yellow Clingstone Peaches	6	106	64	¼ cup	35.4		✓	2.5	<b>GF</b>	✓	63	40	0	0	✓	0	9.5	0.5	2%	7.5	0	
024000020728	2001764	Del Monte Sliced Yellow Clingstone Peaches	6	106	N/A	¼ cup	36.1		✓	2.5	<b>GF</b>	✓	63	40	0	0	✓	0	9.5	0.5	2%	7.5	0	
024000069338	2001784	Del Monte Unpeeled Apricot Halves	6	106	64	¼ cup	48		✓	5	<b>GF</b>	✓	63	40	0	0	✓	0	10.5	0.5	2%	8.5	0	
024000137570	2001730	Del Monte Unpeeled Apricot Halves - 86-108 Count	6	106	N/A	¼ cup	48		✓	5	<b>GF</b>	✓	63	40	0	0	✓	0	10.5	0.5	2%	8.5	0.5	
024000550478	2001783	Del Monte Mandarin Oranges	6	106	N/A	¼ cup	7.3lb			0	<b>GF</b>		63	40	0	0	✓	0	9.5	1	4%	8.5	0.5	
024000124532	2001606	Del Monte Sliced Pears	6	105	N/A	¼ cup	49.7		✓	5	<b>GF</b>	✓	63	40	0	0	✓	0	9.5	1	4%	8.5	0	
<b>BULK PACKED IN EXTRA LIGHT SYRUP</b>																								
024000523519	2002347	Del Monte Sliced Peaches in Extra Light Syrup	6	105	N/A	¼ cup	36.1		✓	2.5	<b>GF</b>	✓	62	30	0	0	✓	0	7	0.5	2%	6	0	
024000523496	2002350	Del Monte Mixed Fruit in Extra Light Syrup	6	105	N/A	¼ cup	46.9		✓	2.5	<b>GF</b>	✓	63	30	0	0	✓	0	8	0.5	2%	6	0	
024000523540	2002351	Del Monte Sliced Pears in Extra Light Syrup	6	105	N/A	¼ cup	29.5		✓	2.5	<b>GF</b>	✓	63	30	0	0	✓	0	8	1	4%	6	0	
024000550515	2002352	Del Monte Diced Pears in Extra Light Syrup	6	105	N/A	¼ cup	47.6		✓	2.5	<b>GF</b>	✓	62	30	0	0	✓	0	8	1	4%	6	0	

\*Serving weight and nutritional based upon ¼ cup.





# refrigerated fruit

UPC	SAP#	PRODUCT	CASE PACK	NET WEIGHT (oz.)	DRAIN WEIGHT (oz.)	FRUIT EQUIVALENT**	SERVINGS PER UNIT (CAN, PACKAGE)	CATEGORY	MADE IN THE U.S.A.	SODIUM (mg)	GLUTEN FREE*	KOSHER STATUS	SERVING WEIGHT (g)*	TOTAL CALORIES	CALORIES FROM FAT	TOTAL FAT (g)	0g TRANSFAT	CHOLESTEROL (mg)	TOTAL CARBS (g)	DIETARY FIBER (g)	DIETARY FIBER %DV	SUGARS (g)	PROTEIN (g)
<b>REFRIGERATED FRUIT NATURALS</b>																							
024000507922	2000075	Del Monte® Fruit Naturals® Peach Chunks in Water Artificially Sweetened	12	6.5	N/A	½ cup	1		✓	0	GF		56.6	15	0	0	✓	0	4	0	0%	3	0
024000507939	2000093	Del Monte Fruit Naturals Red Grapefruit in Water Artificially Sweetened	12	6.5	N/A	½ cup	1		✓	0	GF		56.6	20	0	0	✓	0	5	1	4%	2	0
024000507861	2000129	Del Monte Fruit Naturals Cherry Mixed Fruit in Extra Light Syrup	12	7	N/A	¾ cup	1		✓	5	GF		56.6	30	0	0	✓	0	7	1	4%	6	0
024000507991	2000082	Del Monte Fruit Naturals Citrus Salad in Extra Light Syrup	12	7	N/A	¾ cup	1		✓	0	GF	✓	56.6	30	0	0	✓	0	7	1	2%	6	0
024000524448	2000086	Del Monte Fruit Naturals Mango Chunks in Extra Light Syrup	12	7	N/A	¾ cup	1		✓	0	GF	✓	56.6	30	0	0	✓	0	7	1	4%	7	0
024000507878	2000128	Del Monte Fruit Naturals Peach Chunks in Extra Light Syrup	12	7	N/A	½ cup	1		✓	0	GF		56.6	30	0	0	✓	0	7	0	0%	7	0
024000507854	2000079	Del Monte Fruit Naturals Red Grapefruit in Extra Light Syrup	12	8	N/A	¾ cup	1		✓	5	GF	✓	56.6	30	0	0	✓	0	7	1	4%	5	0
024000507915	2000091	Del Monte Fruit Naturals Mandarin Oranges in Extra Light Syrup	12	7	N/A	¾ cup	1			0	GF		56.6	30	0	0	✓	0	7	1	4%	7	0
<b>REFRIGERATED SUPER FRUITS</b>																							
024000577314	2000052	Del Monte Pear Chunks in Acai and Blackberry Juice Blend	12	6	N/A	½ cup	1		✓	0	GF		56.7	35	0	0	✓	0	9	1	4%	7	0
024000577321	2000057	Del Monte Peach Chunks in Pomegranate Orange Juice Blend	12	6	N/A	½ cup	1		✓	0	GF		56.7	35	0	0	✓	0	8	0	0%	7	0
024000577338	2000048	Del Monte Mixed Fruit Chunks in Mango Puree and Passion Fruit Juice Blend	12	6	N/A	½ cup	1		✓	0	GF		56.7	35	0	0	✓	0	8	1	4%	7	0
<b>CHILLED FRUIT IN FOODSERVICE PACKAGING</b>																							
333803013839	2001531	Del Monte Fruit of Four Seasons Citrus Salad in Extra Light Syrup 128 oz	4	128	N/A	¼ cup	63.9		✓	0	GF	✓	63	35	0	0	✓	0	8	1	4%	7	0
333803013891	2001536	Del Monte Fruit of Four Seasons Orange Slices in Extra Light Syrup 128 oz	4	128	N/A	¼ cup	63.9		✓	0	GF	✓	63	35	0	0	✓	0	8	1	4%	6	0

\*Serving weight and nutritional based upon ¼ cup.

\*\* For single serve items the entire net cup amount was used to calculate fruit/fruit juice contribution.

# convenience fruit

UPC	SAP#	PRODUCT	CASE PACK	NET WEIGHT (oz.)	DRAIN WEIGHT (oz.)	FRUIT EQUIVALENT	SERVINGS PER UNIT (CAN, PACKAGE)	CATEGORY	MADE IN THE U.S.A.	SODIUM (mg)	GLUTEN FREE	KOSHER STATUS	SERVING WEIGHT (g)	TOTAL CALORIES	CALORIES FROM FAT	TOTAL FAT (g)	0g TRANSFAT	CHOLESTEROL (mg)	TOATL CARBS (g)	DIETARY FIBER (g)	DIETARY FIBER %DV	SUGARS (g)	PROTEIN (g)
<b>REFRIGERATED FRUIT NATURALS</b>																							
02400000768	2000996	Del Monte® Fruit Burst® Squeezable Fruit Mango Flavored Fruit Tubes	100	2.2	N/A	¼ cup	1		✓	0	GF	✓	62	60	0	0	✓	0	14	2	8%	9	0
02400000778	2000994	Del Monte Fruit Burst Squeezable Fruit Pear Cinnamon Flavored Fruit Tubes	100	2.2	N/A	¼ cup	1		✓	0	GF	✓	62	60	0	0	✓	0	14	2	8%	9	0
02400002298	2000992	Del Monte Fruit Burst Squeezable Fruit Mixed Berry Flavored Fruit Tubes	100	2.2	N/A	¼ cup	1		✓	5	GF	✓	62	50	0	0	✓	0	13	2	8%	9	0
02400000317	2000998	Del Monte Fruit Burst Squeezable Fruit Strawberry Flavored Fruit Tubes	100	2.2	N/A	¼ cup	1		✓	0	GF	✓	62	60	0	0	✓	0	14	2	8%	9	0

# beverages



<b>PINEAPPLE JUICE</b>																							
024000014697	2001545	Del Monte Pineapple Juice from Concentrate	12	46	N/A	½ cup	12			25	GF	✓	240mL	120	0	0	✓	0	29	1	4%	26	1
<b>TOMATO JUICE</b>																							
024000013690	2001542	Del Monte Pineapple Juice from Concentrate	12	46	N/A	1 cup	6		✓	640	GF	✓	240mL	50	0	0	✓	0	11	2	8%	6	2



**COUNT ON DEL MONTE® FOODSERVICE FOR**  
*quality, convenient and nutritious*  
**FRUIT, VEGETABLE AND BEAN SOLUTIONS**  
**THAT MEET YOUR MENU NEEDS EACH DAY.**



## QUALITY

*Garden quality®* from seed, to harvest, to table. At the root of everything great is a simple yet powerful idea. For Del Monte® Foodservice, that idea is our commitment to cultivating quality – growing the best vegetables, fruits and tomatoes that provide taste and nutrition to help your students lead. We grow our fruit, vegetables, tomatoes and beans with care on farms that have been with us for generations. We preserve that goodness for schools to nourish students with the best quality products.

## VARIETY

We offer about 200 products from almost 40 different types of healthful fruits, vegetables, and tomatoes and nearly 95% of our tasty, nutritious produce is grown in the United States in the best growing regions. Del Monte® Foodservice offers great products such as Allens® Baked Beans, Allens® Vegetables, Princella® Sweet Potatoes, Contadina® Tomato Sauces and of course Del Monte® Fruits and Vegetables.

## NUTRITION

Del Monte® Foodservice cares about maintaining the natural goodness of the fruits and vegetables we produce. Del Monte® fruits, vegetables and tomatoes are picked at the peak of ripeness and much of our produce gets packed on the same day – 95% of it without preservatives. Our canning process locks in delicious flavor along with vitamins, antioxidants, and other nutrients. From packing fruit in natural juices to lowering the sodium in our canned vegetables, we are working to provide more and more natural goodness in our offerings. In addition, all of the fruit, vegetables and tomatoes in Del Monte® products have always come from traditional development techniques.

## CONVENIENCE

Del Monte® offers great fruit and vegetable solutions that are canned at the peak of the season so they can be available to your school year round.

We continue to enhance convenience with our Del Monte® Fruit Burst® Squeezable Fruit® Tubes and Fruit Cup® Product Line making it both fun and easy to add to your menu.



## FOODSERVICE

THE DEL MONTE® NAME HAS BEEN SYNONYMOUS WITH

*premium foods*

SINCE ITS DEBUT IN 1886.

TODAY, THAT COMMITMENT TO

*quality*

IS DEEPLY EMBEDDED IN OUR CULTURE.

AT DEL MONTE®, WE WILL ALWAYS STRIVE TO

CULTIVATE THE

*best*

GARDEN QUALITY® VEGETABLES,

FRUITS AND TOMATOES.

[WWW.DELMONTEFOODS.COM/FOODSERVICE](http://WWW.DELMONTEFOODS.COM/FOODSERVICE)

CONTACT US FOR MORE INFORMATION

DELMONTE@IBIDATA.COM

800 463 8932

©2016 DEL MONTE FOODS, INC.  
REORDER #DM0640  
CP00U2

## Product Formulation Statement (PFS) for Documenting Vegetables and Fruits

School Food Authorities (SFAs) should include a copy of the label from the purchased product package in addition to the following information on letterhead signed by an official company representative. Specific vegetable subgroups must be offered weekly and fruit must be served daily for the National School Lunch Program. For more detailed information on meal pattern requirements see the Nutrition Standards for School Meals Website at <http://www.fns.usda.gov/cnd/Governance/Legislation/nutritionstandards.htm>.

Product Name: Allen's Purple Hull Peas Code: 2003657

Manufacturer: Del Monte Foods Inc Serving Size: 1/4 cup (1.82oz)

### I. Vegetable Component

Please fill out the chart below to determine the creditable amount of vegetables.

Description of Creditable Ingredient per Food Buying Guide (FBG)	Vegetable Subgroup	Ounces per Raw Portion of Creditable Ingredient	Multiply	FBG Yield/ Purchase Unit	Creditable Amount <sup>1</sup> (quarter cups)	
Beans, Black-eyed (or Peas) canned, unheated, drained	Beans/Peas	1.82	X	46.00/78.5	1.06	
			X			
			X			
<b>Total Creditable Vegetable Amount:</b>						
<ul style="list-style-type: none"> <li>▪ <sup>1</sup>FBG calculations for vegetables are in quarter cups. See chart on following page for quarter cup to cup conversions.</li> <li>▪ Vegetables and vegetable purees credit on volume served. Tomato paste and puree will continue to credit as a calculated volume based on the yields in the FBG.</li> <li>▪ At least 1/8 cup of recognizable vegetable is required to contribute towards the vegetable component or a specific vegetable subgroup.</li> <li>▪ The other vegetable subgroup may be met with any additional amounts from the dark green, red/orange, and beans/peas (legumes) vegetable subgroups.</li> <li>▪ School food authorities may offer any vegetable subgroup to meet the total weekly requirement for the additional vegetable subgroup.</li> <li>▪ Please note that raw leafy green vegetables credit as half the volume served in school meals (For example: 1 cup raw spinach credits as 1/2 cup dark green vegetable. Legumes may credit towards the vegetable component or the meat alternate component, but not as both in the same meal. The school menu planner will decide how to incorporate legumes into the school meal. However, a manufacturer should provide documentation to show how legumes contribute towards the vegetable component and the meat alternate component. See chart on the following page for conversion factors</li> <li>▪ The PFS for meat/meat alternate may be used to document how legumes contribute towards the meat alternate component.</li> </ul>					<b>Total Cups Beans/Peas (Legumes)</b>	1/4 cup
					<b>Total Cups Dark Green</b>	
					<b>Total Cups Red/Orange</b>	
					<b>Total Cups Starchy</b>	
					<b>Total Cups Other</b>	

I certify the above information is true and correct and that 1.82 ounce serving of the above product contains 1/4 cup(s) of Beans/Peas vegetables.  
(vegetable subgroup)

## II. Fruit Component

Please fill out the chart below to determine the creditable amount of fruits.

Description of Creditable Ingredient per Food Buying Guide (FBG)	Ounces per Raw Portion of Creditable Ingredient	Multiply	FBG Yield/ Purchase Unit	Creditable Amount <sup>1</sup> (quarter cups)
		X		
		X		
		X		
<b>Total Creditable Fruit Amount:</b>				
<ul style="list-style-type: none"> <li>▪ <sup>1</sup>FBG calculations for fruits are in quarter cups. See chart below for quarter cup to cup conversions.</li> <li>▪ Fruits and fruit purees credit on volume served.</li> <li>▪ At least 1/8 cup of recognizable fruit is required to contribute towards the fruit component.</li> <li>▪ Please note that dried fruits credit as double the volume served in school meals (For example, 1/2 cup raisins credits as 1 cup fruit).</li> </ul>				

I certify the above information is true and correct and that \_\_\_\_\_ ounce serving of the above product contains \_\_\_\_\_ cup(s) of fruit.

<u>Quarter Cup to Cup Conversions*</u>
0.5 Quarter Cups = 1/8 Cup vegetable/fruit or 0.5 ounces of equivalent meat alternate
1.0 Quarter Cups = 1/4 Cup vegetable/fruit or 1.0 ounce of equivalent meat alternate
1.5 Quarter Cups = 3/8 Cup vegetable/fruit or 1.5 ounces of equivalent meat alternate
2.0 Quarter Cups = 1/2 Cup vegetable/fruit or 2.0 ounces of equivalent meat alternate
2.5 Quarter Cups = 5/8 Cup vegetable/fruit or 2.5 ounces of equivalent meat alternate
3.0 Quarter Cups = 3/4 Cup vegetable/fruit or 3.0 ounces of equivalent meat alternate
3.5 Quarter Cups = 7/8 Cup vegetable/fruit or 3.5 ounces of equivalent meat alternate
4.0 Quarter Cups = 1 Cup vegetable/fruit or 4.0 ounces of equivalent meat alternate
*The result of 0.9999 equals 1/8 cup but a result of 1.0 equals 1/4 cup

*Kaylee Russell*

Signature

Sr. Manager R&D/Innovation, Foodservice

Title

Kaylee Russell

Printed Name

12/21/16

Date

(479) 373-1647

Phone Number



# Del Monte Foods, Inc.

*Cultivating Good Food for a Better Life*

12/22/2016

**Subject: Meat Alternate Equivalents for 2003657 Purple Hull Peas**

Please see the "Sample Product Formulation Statement" form attached for details. It will take 1.71oz of Purple Hull Peas to be equivalent to 1oz of Meat Alternative. Please let me know if you have any questions.

Thank you,

*Kaylee Russell*

Kaylee Russell  
Senior Manager, R&D and Innovation  
Del Monte Food Service

**Sample Product Formulation Statement (Product Analysis) for Meat/Meat Alternate (M/MA) Products**

Child Nutrition Program operators should include a copy of the label from the purchased product carton in addition to the following information on letterhead signed by an official company representative.

Product Name: Allen's Purple Hull Peas Code No.: 2003657

Manufacturer: Del Monte Foods Inc Case/Pack/Count/Portion/Size: 1/4 cup

**I. Meat/Meat Alternate**

Please fill out the chart below to determine the creditable amount of Meat/Meat Alternate

Description of Creditable Ingredients per Food Buying Guide (FBG)	Ounces per Raw Portion of Creditable Ingredient	Multiply	FBG Yield/ Servings Per Unit	Creditable Amount *
Beans, Black-eye Peas, canned, drained, unheated	1.71	X	46.00/78.5	1.00
		X		
		X		
<b>A. Total Creditable M/MA Amount<sup>1</sup></b>				

\*Creditable Amount - Multiply ounces per raw portion of creditable ingredient by the FBG Yield Information.

**II. Alternate Protein Product (APP)**

If the product contains APP, please fill out the chart below to determine the creditable amount of APP. If APP is used, you must provide documentation as described in Attachment A for each APP used.

Description of APP, manufacture's name, and code number	Ounces Dry APP Per Portion	Multiply	% of Protein As-Is*	Divide by 18**	Creditable Amount APP***
		X		÷ by 18	
		X		÷ by 18	
		X		÷ by 18	
<b>B. Total Creditable APP Amount<sup>1</sup></b>					
<b>C. TOTAL CREDITABLE AMOUNT (A + B rounded down to nearest 1/4 oz)</b>					

\*Percent of Protein As-Is is provided on the attached APP documentation.

\*\*18 is the percent of protein when fully hydrated.

\*\*\*Creditable amount of APP equals ounces of Dry APP multiplied by the percent of protein as-is divided by 18.

<sup>1</sup>Total Creditable Amount must be rounded **down** to the nearest 0.25oz (1.49 would round down to 1.25 oz meat equivalent). Do **not** round up. If you are crediting M/MA and APP, you do not need to round down in box A (Total Creditable M/MA Amount) until after you have added the Total Creditable APP Amount from box B to box C.

Total weight (per portion) of product as purchased 1.71 oz

Total creditable amount of product (per portion) 1.71 oz

(Reminder: Total creditable amount cannot count for more than the total weight of product.)

I certify that the above information is true and correct and that a 1.71 ounce serving of the above product (ready for serving) contains 1 ounce of equivalent meat/meat alternate when prepared according to directions.

I further certify that any APP used in the product conforms to the Food and Nutrition Service Regulations (7 CFR Parts 210, 220, 225, 226, Appendix A) as demonstrated by the attached supplier documentation.

Kaylee Russell  
Signature

Sr. Manager R&D/Innovation, Foodservice  
Title

Kaylee Russell  
Printed Name

12/22/16  
Date

(479) 373-1647  
Phone Number